

# Avinode

## Empty legs from Avinode



Request for empty leg in Avinode

ID	Status	Requester	Aircraft	Itinerary	Updated	Assignee	Quote
53VAZ4	New request	Leon-operator	SBC-599GZ (Global Express)	31 Jul 2020 EGGW - UUWW 1 PAX	30 Jul, 14:59 Avinode	Thomas Delta	SBC-599GZ 3 135 EUR
XJ66T3	New request	Leon-operator	SBC-599GZ (Global Express)	30 Jul 2020 EGGW - UUWW 1 PAX	30 Jul, 14:55 Avinode	Thomas Delta	SBC-599GZ 2 835 EUR

Requested empty leg including positioning flights

Active integration with Avinode allows downloading requests for empty legs.

Once the empty leg request is downloaded to Leon, Leon creates the full routing including positioning legs if necessary. The aircraft selected in Leon is the same as sent in the empty leg request. If the aircraft does not exist in Leon, the request **will not be accepted by Leon**.

Leon also calculates the quotation amount based on the pricelists assigned to the aircraft in Settings > Fleet > Sales tab in the aircraft details.

If the downloaded request is for numerous empty legs and for different aircraft, the routing and the quotation are created for each one of them separately.

Edited empty leg request contains '**Avinode empty leg**' label next to the 'VAT' box. By clicking on this label, user will get redirected to this request in Avinode.

Request sent from Avinode will show on the list as a new request with 'Avinode' label in 'Updated' column.

ID	Status	Requester	Aircraft	Itinerary	Updated	Assignee	Quote
53VAZ4	New request	Leon-operator	SBC-599GZ (Global Express)	31 Jul 2020 EGGW - UUWW 1 PAX	30 Jul, 14:59 Avinode	Thomas Delta	SBC-599GZ 3 135 EUR
XJ66T3	New request	Leon-operator	SBC-599GZ (Global Express)	30 Jul 2020 EGGW - UUWW 1 PAX	30 Jul, 14:55 Avinode	Thomas Delta	SBC-599GZ 2 835 EUR

## Accepting Avinode requests

Option to send acceptance to Avinode

Response and correspondence in Avinode

To accept the quote that comes from Avinode, you need to:

- Edit the Avinode quote
- Select 'QUOTE' button in the request edit window
- In the 'Accept quote?' window you can:
  - Select the aircraft(s) for which you would like to send the response back to Avinode
  - Select email template or type in the additional message, which will appear in Avinode
  - Select the attachments that you'd like to send to Avinode. This can be the document template or additional pdf file(s) uploaded to this email
- Press 'SEND' button to accept the quote in Avinode

Once the email is sent, the request status will change to 'Accepted'.

Message and files attached will appear in Avinode Marketplace.

It is possible to **automatically reject requests in Avinode** for the quotes that were not sent as accepted. To activate this option, please mark the 'Automatically reject unanswered quotes' checkbox in Add-ons > Avinode settings.

It is also possible to add Leon quote by selecting 'ADD QUOTE' button. In this case, Leon would recalculate the quote based on the pricelists assigned to this aircraft in Settings > Fleet > Sales tab.

The updated amount would be sent to Avinode.

## Rejecting requests from the list

Option to reject a request



Rejected requests in Avinode

It is possible to reject requests directly from the list of requests.

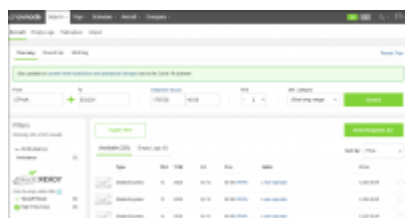
This applies to requests received via **Avinode**, **Owner App**, as well as **inserted directly in Leon** as a New Quote.

To **reject a request** you need to:

1. Click with the right-click of the mouse on the request you'd like to reject
2. Select **REJECT REQUEST** button
3. '**Reject**' email window will open. There you can select either:
  - **SKIP SENDING REJECT MESSAGE** - rejects and updates the status of the request only in Leon **without updating the status** neither in Avinode nor in Owner App
  - **SEND** - rejects requests and **updates the status** to 'Rejected' in Leon and Owner App, and to 'Declined' in Avinode

## Find subcharter/Compare price in Avinode

Please make sure that the API key provided by Avinode has the privileges to create the trip in Avinode. Without this privilege, the functionality will not work. You can confirm by contacting Avinode TechSupport at [techsupport@avinode.com](mailto:techsupport@avinode.com)



Search subcharters in Avinode

If a request comes from **Avinode**, there is a possibility of searching and comparing the offers in Avinode.

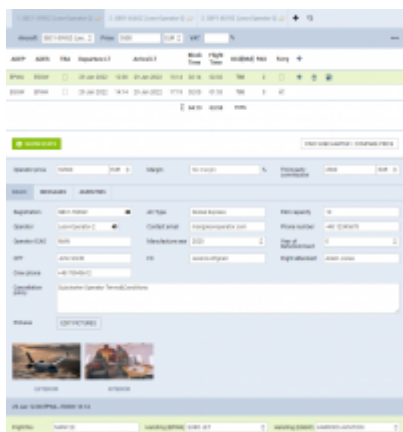
**The process is quite simple:**

1. Edit Avinode request in 'Requests/Quotes' section
2. Click on **FIND SUBCHARTER / COMPARE PRICE** button located below the itinerary

3. You will get redirected to Avinode search engine where the list of available offers by different sellers will be displayed

**This option is available both in the requests coming from Avinode as well as added in Leon.**

## Accepting subcharters from Avinode



Subcharter requested from Avinode

It is possible to accept subcharter flights requested in Avinode.

The process is as follows:

- Client requests a trip which shows in Leon on the 'Requests/Quotes' list
- If we, as an operator, are unable to perform the request with our own fleet, we can search for subcharter in Avinode (by clicking on 'FIND SUBCHARTER/COMPARE THE PRICE' button in quote edit section)
- The request is sent 3rd party operators in Avinode
- Once the 3rd party operator confirms the request in Avinode, then this request appears in Leon as a subcharter

Subcharters requested from Avinode will contain the details of the aircraft as well as aircraft photos, as long as available in Avinode.

It is possible, that the subcharter operator confirms the request **without selecting the aircraft registration**. In such a case, the response will still appear in Leon but without the specific registration (and without the aircraft characteristics such as the contact details and the photos).

The subcharter edit window is divided into 2 tabs:

- **BASIC** - contains subcharter details such as aircraft details, crew details, contact details (email and phone no.) and aircraft photos, as long as available in Avinode
- **MESSAGES** - possibility to reply directly to the Operator email (as long as it is available in the 'BASIC' tab) or to Avinode. More information below
- **AMENITIES** - amenities available on the aircraft as well as the interior dimensions. Can be used on the Sales documents for the subcharter

## Request accepted/rejected by buyer

SBC-599GZ	Details	4990	EUR	✓	✗
SBR-656GZ	Details	4990	EUR	✓	✗
SBP-801RZ	Details	Aircraft not available		✓	✗

S-LEON

SBC-599GZ (Leon-operator) ✓

SBR-656GZ (Leon-operator) ✓

SBP-801RZ (Leon-operator) ✗

+

Aircraft

SBC-599GZ (Leon-2)

Price

4990

EUR

2

VAT

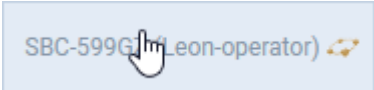
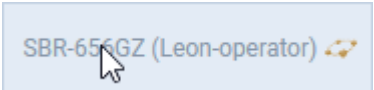
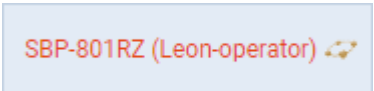
%

ADDP	ADDS	TSA	Departure LT	Arrival LT	Block Time	Flight Time	OC/MD	PAX	Ferry
NAR	KRK	<input type="checkbox"/>	11 Nov 2021 11:11	11 Nov 2021 11:31	80:40	80:28	133	0	<input type="checkbox"/>
KRK	WAW	<input type="checkbox"/>	11 Nov 2021 12:51	11 Nov 2021 13:31	80:40	80:28	133	0	<input type="checkbox"/>
					I 81:30	80:56	296		

Responses from Avinode visible in Leon

**Buyer responses to subcharter** requested using the 'FIND SUBCHARTER/COMPARE THE PRICE' option are now marked in Leon accordingly, as per the screenshot on the right-hand side.

The tabs are working as per below:

- 
 - request accepted in Avinode and the tab in the request edition clickable
- 
 - request not responded in Avinode and the tab in the request edition not clickable
- 
 - request rejected in Avinode and the tab in the request edition marked red and not clickable

## MESSAGES



'Messages' tab in Subcharter

In this tab, it is possible to reply to the Broker in Avinode or directly to the Operator.

In order to reply directly to the Operator, Operator's email has to be available in Avinode.

If it is available in Avinode, Leon will import it to **Contact email** box in 'BASIC' tab and additionally, Leon will automatically create this Operator as a Client in Leon Phonebook.

In order to reply to Operator press **REPLY TO OPERATOR** link and select:

- **AVINODE** - this will reply to the Operator/Broker in Avinode
- **EMAIL** - this will allow replying directly to Operator's email as long as it is available in 'BASIC' tab. 'Subcharter message' email template needs to be created in 'Settings' > 'Email templates'

Currently, replies from all the brokers will display under one 'Messages' window.

**If a quote comes from AVINODE, Leon will show only messages for sending a Flight Quotation (button QUOTE) and sending rejection (button REJECT). All other messages can show only if a panel MAILBOXES has been set up.**

## Leon identifier in Avinode



Example of Leon identifier in Avinode

It is possible to set up messaging in the way where the name of the person sending the reply to Avinode will show correctly in Avinode.

In order to set it up, edit personal profile (click on your name in the top-right corner of Leon) and go to the tab 'User Settings'.

In the field 'Avinode login' insert your personal login to Avinode.

This will connect both systems, so the next time you reply to the Avinode message, your Avinode name will appear.

From:  
<https://wiki.leonsoftware.com/> - **Leonsoftware Wiki**

Permanent link:  
<https://wiki.leonsoftware.com/leon/avinode-integration?rev=1643047283>

Last update: **2022/01/24 18:01**

