

# Duties

Planning **duty roster** for crew is one of the most essential elements in managing flights. Leon allows you to plan crew duties according to **your own created duty-types**. The Crew Duties screen will give you clear insight as to proportion of who has been scheduled too many or too few duties.

## Duty Roster



Crew roster - planned duties along with flights, positionings and office works

To schedule **crew duties** for any period of time go to Crew > Crew Duties screen. Once the [Duty definition](#) has been set, you can start assigning duties.

In the filter you can choose on which aircraft you want to add duties to - you may select all or a particular aircraft. There is also an option of filtering the duties by function type. You can view it by: cockpit only, cabin only or both functions at the same time. By ticking a box **Hide non-acft duties** you can hide displaying of duties specified as: off or training.. Box **Disp. full duty inf.** will bring up information about the aircraft registration number and the function in the assigned duty field, i.e. D-LEON, CPT.

The option **Person code** (found in the filter) is very useful. You can input 1 or more crew codes (separated by a space) and only those crew members duties appear on the screen.

You can also filter your crew by **labels**. Labels can be defined in section [Phonebook](#), tab Labels. Then you need to edit crew profile to mark an appropriate label (see screenshot below).

Labels colours which appear in the roster (right below the crew name) correspond with colours defined in a section Phonebook > Labels.

**Person labels**

☐ None
 ☐ FA1

☒ ADMIN
 ☐ FO

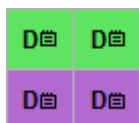
☐ CPT
 ☐ MAN

☐ DISPATCHER
 ☒ OPS

☐ FA

[select all](#) | [select none](#)

If there are any **notes** added within a Duty, a **Notepad** icon is displayed to indicate this fact.



**Remove from planned activities** checkbox is useful when you add a new duty that is defined as **Exclude from planning**. Usually these are the duties with type **OFF**. Clicking this checkbox (marked in the screenshot) allows you to overwrite existing duty with a new one.

**For example** if a pilot has a flight on this day but is unable to perform it, adding the **Exclude from planning** type of duty, and ticking **Remove from planned activities** checkbox, will remove this pilot from the flight.

Day Off (OFF) for Antoine Steele (ANS)

Date	All day	From	To	Notes	
04-05-2016	<input checked="" type="checkbox"/>	00:00	23:59		

☐ Notify about this change  
☐ Remove from planned activities

Add

If a **duty has been changed** you can hover the mouse over a duty and the tooltip will show update history.

There are also other **available options** to be turned on in the filter:

- **Hide non-acft duties** - all duties defined in a section Settings > Duties Setup not as 'On acft' will be hidden (i.e. V-vacation or OFF-day off).

Off	Off	Off	D	D	D
V	V	V	V	V	Off

- **Disp. full duty inf.** - aircraft registration and flight position are also displayed in the duty-square.

D-LEON D CPT	M-NOEL D CPT	D-LEON D CPT
M-NOEL D CPT	M-NOEL D CPT	M-NOEL D CPT
G-LEON D CPT	G-LEON D CPT	G-LEON D CPT

- **Show computer icon** - the icon appears on all duties defined in Settings > Duties Setup as: Office, Training or Standby.

S	S
O	O

**Crew roster is a calendar plan of duties. By adding a duty D (on the aircraft) it does not mean that a flight will appear in the flights list. And vice-versa - scheduling a flight does not add a duty D into the roster. Only the duty 'Positioning' added into the roster exports it to the section**

SCHEDULE.

### Duties in SCHEDULE

Right below the list of your defined duties you can find an option to assign duties to appear in a section SCHEDULE: **Positioning**, **Office duty** and **Simulator**.

Add/Edit

1h D (1h duty)

A-BCDE (D)

ABECE (ABC)

Annual Leave (A.L.)



Positioning

Office duty

Simulator

In the roster, these duties appear as icons on white background (see screenshot below: positioning, office and simulator respectively).

Cockpit CPT	6	7	8	9	10	11	12
	Fri	Sat	Sun	Mon	Tue	Wed	Thu
Aaron Bartoli							
<div><div>CPT</div><div>PO</div></div> <div>BAR</div>							

It is possible to add more than 1 live duty on the same day. If it's the same duty - click an icon  after selecting duty. If it's a different live duty on the same day (i.e. Office and Simulator) simply click on the same day and select another duty - Leon will show both duty icons: 

In SCHEDULE table view all above duties appear as below.

<div><div>POSITIONING</div></div>	Mon	09-Oct	12:00	WAW	POZ	16:00
<div><div>OFFICE</div></div>	Tue	10-Oct	12:00	POZ	POZ	18:00
<div><div>SIMULATOR</div></div>	Wed	11-Oct	12:00	POZ	POZ	18:00

All of these 3 live duties are included in FTL calculations and appear in FTL Sheet report.

### Assigning Crew to Flights



### Change of an aircraft registration for assigned crew

Assigning Crew automatically to flights is possible by scheduling them in Crew Duties. If a duty, by definition, should be included in planning and assigned to an aircraft (by type or registration), a crew will automatically be scheduled on a flight, as per duty.

There are **2** following scenarios if changes are made to the Duty Roster:


1. **Change of the registration but the same aircraft type** - crew will remain assigned to the flight with the new aircraft registration (see a screenshot on the right).
2. **Change of the aircraft type** - crew currently assigned will be removed from the flight. If different crew have relevant duties scheduled and appropriate ratings, they will be assigned to the flight.

If there are **no duties** scheduled and the crew are already assigned to a flight, changing aircraft type will remove the crew from this flight. Changing the type of an aircraft back to the previously assigned one, will re-assign the same crew.

**Changing an aircraft registration or type in a section Schedule does not result in changing duties (their types and colours) in a section Crew > Duties**

## Crew days off

In order to properly calculate duties and off-duty days by the system, the roster should be fully filled in. If a crew member has day/days off - the space in the roster should not be left empty but rather "off duty" should be added into the chart.

If you don't add days off to your crew in 'Crew Duties' roster, Leon will display a red bar  8,14(d) or 28(w) - this means that consecutive days off need to be filled out according to OM7 regulation.

01-08-2017 - 25-09-2017	
Days off	Days on
0	9
0	0
0	11
0	6
0	9
1	4

**DETAILS:**  
 SIM - Simulator 2  
 Office - Office Duty 2  
 STB O - Standby Other 2  
 Activity without duties 3  
 Activity with duties 0  
 Annual days off limit: 3

Cumulative number of duties

There are **3 rules** that can be implemented for the purpose of **days-off calculation**:

- **Rule 1 - default, where day off is one for which there are no flights, with appropriate number of free nights**
- **Rule 2 - day off is one for which there are no flights (Rule 1) and no duties defined in the roster**
- **Rule 3 - day off is one for which there are no flights (Rule 1) and that day is marked as off in the roster**

These options will influence the way days-off are showing on FTL Sheet and Crew Duties screen.

**In order to choose any other rule but Rule 1, you should contact Leon Software Support.**

In the roster there are also 2 columns: **Days Off** and **Days On**.

Columns '**Days off**' and '**Days on**' can be a helpful feature in a proportional planning of crew, assigning fair amount of OFF/Duty accross all crew members. 'Days off' column displays all duties where type of duty has been specified as 'Off' in CDR Definition, i.e. 'Day off' or 'Leave', or days where no duty has been selected. Column 'Days on' shows all other duties.

To view number of all the days off & on, first you need to specify the start date in the filter field:  
**Count cumulative duty from.**

By hovering the mouse over the number of either 'Days off' or 'Days on', you will get the precise information as to what types of duties made the total number in these two coulmnns.

## Draft

## Dropdown selection with Draft options

In the section Crew > Duties, apart from assigning duties in the live mode, you can now **plan** duties for your crew before publishing it. If a 'Draft' has been planned by one person, it is possible that another Crew Planner will see duties and can continue with the same Plan.

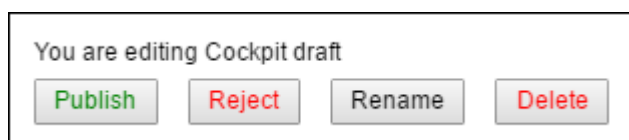
In the filter you can find the drop-down selection where you will see following options:

- **Actual** - actual view for duties already published.
- **Drafts** - if any drafts have been created, they will show underneath in chronological order.
- **New Draft** - Creating New Draft.

To switch between **Actual**, **Draft**, or to create **New Draft** you have to choose relevant option and click **Show** button. Switching between the modes **does not** mean that all duties assigned before will disappear. They will remain untouched. Below you can see examples of using **Drafts** feature.

### • 1 - Creating New Draft

To create **new planned roster** you need to choose **New Draft** option in the filter and press 'Show' button. A pop-up window will appear, where you can choose a **Draft name** and save the Draft. You will be automatically redirected to the new Draft and the following information will appear in the top left corner of Duties screen:



When adding duties within the Draft on previously unassigned days, everything looks the same as if adding duties in the actual mode. The only difference is that in the top-left corner of the square there is a **green flag**.

	Off	Off	Off			
		D	D	D		
			H	H	H	

If it happens that you have planned a new duty on the day where there was already either flight, positioning or office duty assigned, when you hover the mouse over the square, the pop-up window will appear with the information (see examples below):

<b>Duty</b> Type: S Aircraft type: F900 Airport: WAW From: 06:00 To: 18:00 Function: CPT	<b>Planned duties</b> Type: Off Planned by Thomas Delta (DEL)																				
<b>Flights</b> <table> <tr> <th>STD</th><th>ADEP</th><th>ADES</th><th>STA</th><th>ACFT</th></tr> <tr> <td>06:00</td><td>WAW</td><td>WAW</td><td>18:00</td><td>---</td></tr> </table>	STD	ADEP	ADES	STA	ACFT	06:00	WAW	WAW	18:00	---	<b>Flights</b> <table> <tr> <th>STD</th><th>ADEP</th><th>ADES</th><th>STA</th><th>ACFT</th></tr> <tr> <td>12:00</td><td>WAW</td><td>WAW</td><td>15:00</td><td>---</td></tr> </table>	STD	ADEP	ADES	STA	ACFT	12:00	WAW	WAW	15:00	---
STD	ADEP	ADES	STA	ACFT																	
06:00	WAW	WAW	18:00	---																	
STD	ADEP	ADES	STA	ACFT																	
12:00	WAW	WAW	15:00	---																	

- **2 - Replacing actual duties with the new planned ones**

If you want to **replace** the actual duty with the new one within the Draft, firstly you need to **select a Draft** in the filter and click on 'Show' button. This will allow you to edit the chosen 'Draft'. Then click on the existing square/squares and select new duty from the list previously defined in **Duties Setup** section. In each new duty-square, in the top-left corner there will be a **red flag**.



**It is also possible to delete duties from the Draft, which have been added in actual mode - in the same way as normally (mark duties and click on the bottom duty-type).**

[illegible]

Publishing Draft for crew

- **3 - Publishing or rejecting changes in crew duties table**

If you have finished planning duties you can save it by clicking the icon '**Publish**'. Leon will show a pop-up window, where you can select a **date range** - a month for which the publication should take place or all months for which duties have been planned, and **crew** for whom the duties should be published.

You can also input the note in '**Additional publish notes**' section. This note will be included in the email sent to all the Crew that the Draft is published for.


If you click OK, then on top of the screen Leon will show the progress bar. The status of the publishing is being refreshed automatically.

**Progress of duties publishing**

Publication started at 11:37 UTC (revision name 'Cockpit')
Pending...

The length of the **publishing process** depends on the number of new duties assigned or changes made in the roster.

**When you start publishing duties, this particular Draft becomes un-editable and greyed-out in the filter. You can still switch to a different Draft as well as Actual mode and edit it.**

Once it's done, Leon will switch to the actual mode and the **message will be sent out** - the 'Messages' envelope on the belt will turn yellow  Messages. Inside the 'Messages' section you will find an email **Script complete** and the exact time in UTC.

If you decide to **reject** the publication of planned duties you can click **Reject** button. A pop-up window will display. This is very similar pop-up to the one when you publish duties with '**Reject**' button instead of '**Publish**' button. In the pop-up you can choose Crew and Period you want to reject the changes for. Once you click **Reject** the changes in duties will disappear for the marked Crew for chosen range of time.

#### • 4 - Deleting Draft

You can delete any draft. Simply choose the 'Draft' you wish to delete in the filter, edit it and click on 'Delete' button. A pop-up window will appear asking for confirmation. Once you clicked on 'Save', the 'Draft' will be deleted and you will be redirected to 'Actual' mode.

## Notification emails after changes in the roster

Tom Arayanic (TAR)

Basic Information
Groups
Personal endorsements
Ratings
User settings
Login history

Date format:
☒ dd-mm-yyyy
☐ yyyy-mm-dd
☐ mm-dd-yyyy
Display airports codes as:
☒ IATA
☐ ICAO
Show statuses after info on tooltip:
☒ yes
☐ no
☒ UTC
☐ LT
Automatically change "To" date on flights list when "From" date is changed:
☐
Protected flights view:
Flights List
Display the names of operations:
☐
Display names of maintenances:
☐
☒ Notify about duty roster changes

Enabling roster changes notifications to crew

This option can be **particularly helpful** when OPS department makes lots of changes in Crew > Duties section and it is desired that crew members are **informed about any change in their roster** by email. When this function is activated Leon sends emails to people concerned about all new



and changed duties.

The option is **enabled** to all crew members by default. When you go to tab **'User settings'** in the profile page of each Leon user, you can find a checkbox automatically ticked. By unticking it you can **disable** sending roster changes emails.

Notes added to the duty are also included in the  
roster change email notification.

Actual mode email notifications

• New duty

A brand new duty/duties assigned to a crew member appears in bold as defined in Duties Setup page, either with extra details, like: From, To, Airport (for 'Office', 'Training' or 'Contactable' type of duty), or without details (for duty-types defined as 'Duty' or 'Off').

13 (Sun)	
14 (Mon)	Off
15 (Tue)	Off
16 (Wed)	Off
17 (Thu)	<b>PSN (10:00 STN 14:00)</b>
18 (Fri)	<b>PSN (10:00 STN 14:00)</b>
19 (Sat)	Off
20 (Sun)	Off
21 (Mon)	Off
22 (Tue)	Off
23 (Wed)	Off

Type 'Contactable'

12 (Sat)	
13 (Sun)	
14 (Mon)	<b>T (08:00 VKO 16:00)</b>
15 (Tue)	<b>T (08:00 VKO 16:00)</b>
16 (Wed)	<b>T (10:00 VKO 18:00)</b>
17 (Thu)	<b>T (08:00 VKO 16:00)</b>
18 (Fri)	<b>T (11:00 VKO 19:00)</b>
19 (Sat)	
20 (Sun)	
21 (Mon)	

Type 'Training'

05 (Sat)	
06 (Sun)	
07 (Mon)	<b>O (08:00 AMS 16:00)</b>
08 (Tue)	<b>O (08:00 AMS 16:00)</b>
09 (Wed)	<b>O (08:00 AMS 16:00)</b>
10 (Thu)	<b>O (08:00 AMS 16:00)</b>
11 (Fri)	<b>O (08:00 AMS 16:00)</b>
12 (Sat)	
13 (Sun)	

## Type 'Office'

09 (Wed)	O
10 (Thu)	V
11 (Fri)	V
12 (Sat)	D (M-NOEL)
13 (Sun)	D (M-NOEL)
14 (Mon)	D
15 (Tue)	D
16 (Wed)	T

## Type 'Duty' - acft registration

06 (Sun)	
07 (Mon)	
08 (Tue)	
09 (Wed)	D (E50P)
10 (Thu)	D (E50P)
11 (Fri)	D (E50P)
12 (Sat)	
13 (Sun)	
14 (Mon)	

## Type 'Duty' - acft type

---

- **Changing duty**

If you want to **replace an existing duty with a new one** in the actual mode, in the notification email that change is displayed in the format:

- Duty type 'Duty' or 'Off' - replaced duty → **new duty**
- Duty type 'Office', 'Training' or 'Contactable' - replaced duty → **new duty (start, airport, end)**

08 (Tue)	O	02 (Wed)	H	26 (Sat)	
09 (Wed)	O	03 (Thu)	H	27 (Sun)	
10 (Thu)	O -> V	04 (Fri)	H -> O (09:00 WAW 15:00)	28 (Mon)	S -> D (D-LEON)
11 (Fri)	O -> V	05 (Sat)	H -> O (09:00 WAW 15:00)	29 (Tue)	S -> D (D-LEON)
12 (Sat)		06 (Sun)		30 (Wed)	S
13 (Sun)		07 (Mon)	O	31 (Thu)	S

---

## Draft email notifications

Sending roster changes emails to recipients whilst making changes within a **Draft** works in a slightly different way. **The notification email is being sent out once the plan is published.** In other words - you can make as many changes as you wish and when the publishing of the Draft is finished, then Leon sends out emails with all changes included to particular crew members (see example below).

<b>Apr-2017</b>	<b>Beth Gabbons</b>
01 (Sat)	
02 (Sun)	
03 (Mon)	
04 (Tue)	AV (00:00 WAW 23:59)
05 (Wed)	AV (00:00 WAW 23:59)
06 (Thu)	AV (00:00 WAW 23:59)
07 (Fri)	AV (00:00 WAW 23:59) -> [new] OFF
08 (Sat)	AV (00:00 WAW 23:59) -> [new] OFF
09 (Sun)	AV (00:00 WAW 23:59) -> [new] OFF
10 (Mon)	
11 (Tue)	[new] AV (00:00 WAW 23:59)
12 (Wed)	[new] AV (00:00 WAW 23:59)
13 (Thu)	[new] AV (00:00 WAW 23:59)
14 (Fri)	[new] AV (00:00 WAW 23:59)
15 (Sat)	
16 (Sun)	
17 (Mon)	
18 (Tue)	
19 (Wed)	
20 (Thu)	
21 (Fri)	
22 (Sat)	
23 (Sun)	
24 (Mon)	
25 (Tue)	
26 (Wed)	
27 (Thu)	
28 (Fri)	
29 (Sat)	
30 (Sun)	

## Published roster end date line



Roster publication end line - actual mode and the draft

When you plan crew roster in a **plan mode**, apart from selecting to whom plan should be published, you can also select start & end date.

Once it's published and you're back to **actual mode** you can define the end date of the published roster by using a link **Roster effective date** which you can find right below the month (top-left corner).

If it's not set it shows as 'Roster effective date is not set (set)' with the active link **set**. Click it and select the proper date and Leon will show a blue line across the screen. That is the published roster end date.

If you have any planned duties (but not published yet), Leon shows them right behind the line in the 'Draft'.

You can always change that date - Leon shows the link as 'Roster effective date is DD-MM-YYYY (change)'.

## Copying duties

You can copy existing duties to the same crew member or to other members. It is also possible to add the same duty for one day to all crew members. Below you can find an explanation how this feature works.

Copying duties is possible in both: **Actual** mode and in the **Draft**. It is **not possible** to copy duties between 2 different Drafts or between Draft and Actual mode. Once a duty or set of duties are pasted, Leon will automatically send a Notification email to the person with new duties.

### Copying duties for the same crew member

- mark the existing duty (for as many days as necessary) and click 'copy'

Jack Sparrow	● SPA	OFF	OFF	OFF	OFF	OFF	OFF	OFF	OFF	OFF
Mike Tayson	● MTA									
Anthony X	● ANT									

- click number of days (squares) for which the duty should get copied and click 'paste'

Jack Sparrow	● SPA									
Mike Tayson	● MTA									
Anthony X	● ANT									

- copied duty will appear for as many days as marked

Jack Sparrow	● SPA							OFF	OFF	OFF	OFF
--------------	-------	--	--	--	--	--	--	-----	-----	-----	-----

Copying i.e. 4 days of the existing duty **does not** mean you can't paste it for more than 4 days - you can mark as many days as you want and Leon will copy it accordingly.

### Copying duties for a different crew member

Similar steps should be taken when it comes to copying duties from one crew to another.

- mark existing duty/duties and copy them

John Davis	● JDA	Office	Office	Office	SIM	SIM	
Thomas Delta	● DEL				Copy Duties ----- <a href="#">Copy</a> <a href="#">Paste</a> <a href="#">Add/Edit</a>		
Mike Echo	● ECH						
Mark Hotel	● HOT						

- select days for which copied duty should get assigned

Phil Anselman	● ANS													
Tom Arayanic	● TAR													
John Davis	● JDA	Office	Office	Office	SIM	SIM								
Thomas Delta	● DEL													

- copied duties now appear in the roster

Phil Anselman	● ANS											Office	Office	SIM	SIM
Tom Arayanic	● TAR														
John Davis	● JDA	Office	Office	Office	SIM	SIM									

### Copying the same duty for all crew members

- select a day, click on the ▼ icon and choose a duty which should be added to all crew members

22 23 24 25 26 27 Mon Tue Wed Thu Fri Sat							Cockpit CPT		23 Tue ▼	24 Wed ▼
▼ Add to all persons (on 23 Tue)							Phil Anselman	● ANS	OFF	
Annual Leave (A.L.)							Tom Arayanic	● TAR	OFF	
Day Off (OFF)							John Davis	● JDA	OFF	
Holiday (H)							Thomas Delta	● DEL	OFF	
Office Duty (Office)							Mike Echo	● ECH	OFF	
Other (OT)										

**Copying duties 'On aircraft' (i.e. D-Duty) is possible only if appropriate ratings have been assigned for particular aircraft type. If you try to copy duty type-rated for a crew members who has no ratings assigned, Leon will leave squares blank and shows an information "Some duties have not been copied due to personal ratings not set for required aircraft"**

## Copying duties within the 'Draft'

Copying duties within the 'Draft' works similarly to the 'Actual' mode described in the above chapters. The difference is you can copy already added duties along with the planned ones (not yet published), see example below.

- In the filter switch to the 'Draft' of your choice, mark previously added duties along with those you have planned and click 'copy' (planned duties show with the green triangle indication).

Tom Arayanic OPS	TAR			D	D	D	Office	Office	Office
John Davis	JDA						Copy Duties ----- Copy Paste Add/Edit		
Thomas Delta ADMIN	DEL								
Mike Echo	ECU								

- Pasted duties show as planned, despite the fact some of them are already confirmed (published) for a particular crew member.

Tom Arayanic OPS	TAR			D	D	D	Office	Office	Office			
John Davis	JDA						D	D	D	Office	Office	Office

Copying duties is possible in both: **Actual** mode and in the **Draft**. It is **not possible** to copy duties between 2 different Drafts or between Draft and Actual mode.

**Copying duties 'On aircraft' (i.e. D-Duty) is possible only if appropriate ratings have been assigned for particular aircraft type. If you try to copy duty type-rated for a crew members who has no ratings assigned, Leon will leave squares blank.**

## Duty requests



## Accepting crew duty request

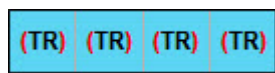


## Rejecting crew duty request

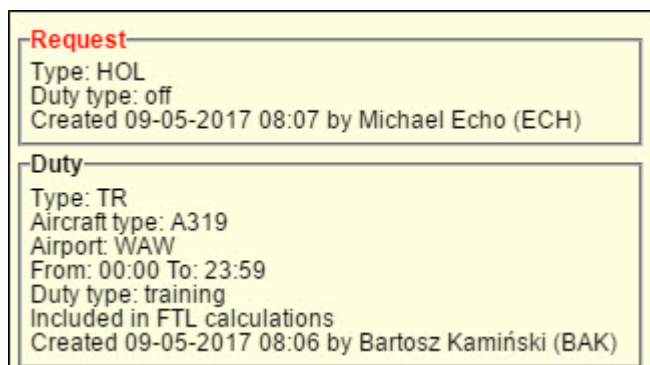
It is also possible for the crew members to add duty requests to the duty roster (if the right privileges have been defined in the section).

Duty requests are displayed in red brackets, i.e. **(S)** and can be accepted by crew planner (mark requested duties and click on the same one in pop-up window, in 'Add/Edit'), or rejected (click on the duty-icon in 'Delete' part of the window).

Crew can also make requests on days where duties have already been assigned. For example, a pilot has been assigned 4 days of training, but wants to have holiday on those days - the pilot can mark days of training in the roster and make a request. In such a case already added duties codes remain black, but are in red brackets.



Crew planner see also the above duties - when hovering the mouse over, Leon shows details of the request as well as details of the existing duty.



Approving a request in the above example works in the same way as described at the beginning of this chapter.

Crew members can also delete requests from duty roster - either one by one, by clicking on the appropriate duty-icon below 'Delete' in the pop-up window, or by marking more than one duty-type and clicking on the 'Requests' icon in the same pop-up window.

As a **crew planner** you can delete crew duty requests in the same way.

From:

<https://wiki.leonsoftware.com/> - **Leonsoftware Wiki**

Permanent link:

<https://wiki.leonsoftware.com/leon/duties?rev=1505312577>

Last update: **2017/09/13 14:22**

