

# Crew Duties



Crew roster - planned duties along with flights, positionings and office works

To schedule **crew duties** for any period of time go to Crew > Crew Duties screen. Once the [Duty definition](#) has been set, you can start assigning duties.

In the filter you can choose on which aircraft you want to add duties to - you may select all or a particular aircraft. There is also an option of filtering the duties by function type. You can view it by: cockpit only, cabin only or both functions at the same time. By ticking a box **Hide non-acft duties** you can hide displaying of duties specified as: off or training.. Box **Disp. full duty inf.** will bring up information about the aircraft registration number and the function in the assigned duty field, i.e. D-LEON, CPT.

The option **Person code** (found in the filter) is very useful. You can input 1 or more crew codes (separated by a space) and only those crew members duties appear on the screen.

You can also filter your crew by **labels**. Labels can be defined in section [Phonebook](#), tab Labels. Then you need to edit crew profile to mark an appropriate label (see screenshot below).

Labels colours which appear in the roster (right below the crew name) correspond with colours defined in a section Phonebook > Labels.

**Person labels**

☐ None
 ☐ FA1

☒ ADMIN
 ☐ FO


☐ CPT
 ☐ MAN

☐ DISPATCHER
 ☒ OPS

☐ FA

[select all](#) | [select none](#)

If there are any **notes** added within a Duty, a **Notepad** icon is displayed to indicate this fact.



**Remove from planned activities** checkbox is useful when you add a new duty that is defined as **Exclude from planning**. Usually these are the duties with type **OFF**. Clicking this checkbox (marked in the screenshot) allows you to overwrite existing duty with a new one.

**For example** if a pilot has a flight on this day but is unable to perform it, adding the **Exclude from planning** type of duty, and ticking **Remove from planned activities** checkbox, will remove this pilot from the flight.

Day Off (OFF) for Antoine Steele (ANS)

Date	All day	From	To	Notes	
04-05-2016	<input checked="" type="checkbox"/>	00:00	23:59		

☐ Notify about this change  
☐ Remove from planned activities

Add

If a **duty has been changed** you can hover the mouse over a duty and the tooltip will show update history.

There are also other **available options** to be turned on in the filter:

- **Hide non-acft duties** - all duties defined in a section Settings > Duties Setup not as 'On acft' will be hidden (i.e. V-vacation or OFF-day off).

Off	Off	Off	D	D	D
V	V	V	V	V	Off

- **Disp. full duty inf.** - aircraft registration and flight position are also displayed in the duty-square.

D-LEON D CPT	M-NOEL D CPT	D-LEON D CPT
M-NOEL D CPT	M-NOEL D CPT	M-NOEL D CPT
G-LEON D CPT	G-LEON D CPT	G-LEON D CPT

- **Show computer icon** - the icon appears on all duties defined in Settings > Duties Setup as: Office, Training or Standby.

S	S
O	O

Crew roster is a calendar plan of duties. By adding a duty D (on the aircraft) it does not mean that a flight will appear in the flights list. And vice-versa - scheduling a flight does not add a duty D into the roster. Only the duty 'Positioning' added into the roster exports it to the section **SCHEDULE**.



### Duties in SCHEDULE

Right below the list of your defined duties you can find an option to assign duties to appear in a section SCHEDULE: **Positioning**, **Office duty** and **Simulator**.

Add/Edit
1h D (1h duty)
A-BCDE (D)
ABECE (ABC)
Annual Leave (A.L.)
Positioning
Office duty
Simulator

In the roster, these duties appear as icons on white background (see screenshot below: positioning, office and simulator respectively).

Cockpit CPT	6 Fri ▼	7 Sat ▼	8 Sun ▼	9 Mon ▼	10 Tue ▼	11 Wed ▼	12 Thu ▼
Aaron Bartoli CPT FO ● BAR				🚌	🏠	✈️	

It is possible to add more than 1 live duty on the same day. If it's the same duty - click an icon  after selecting duty. If it's a different live duty on the same day (i.e. Office and Simulator) simply click on the same day and select another duty - Leon will show both duty icons: 

In SCHEDULE table view all above duties appear as below.

POSITIONING	Mon	09-Oct	12:00	WAW	POZ	16:00
OFFICE	Tue	10-Oct	12:00	POZ	POZ	18:00
SIMULATOR	Wed	11-Oct	12:00	POZ	POZ	18:00

All of these 3 live duties are included in FTL calculations and appear in FTL Sheet report.

## Assigning Crew to Flights



Change of an aircraft registration for assigned crew

Assigning Crew automatically to flights is possible by scheduling them in Crew Duties. If a duty, by definition, should be included in planning and assigned to an aircraft (by type or registration), a crew will automatically be scheduled on a flight, as per duty.

There are **2** following scenarios if changes are made to the Duty Roster:


- 1. **Change of the registration but the same aircraft type** - crew will remain assigned to the flight with the new aircraft registration (see a screenshot on the right).
- 2. **Change of the aircraft type** - crew currently assigned will be removed from the flight. If different crew have relevant duties scheduled and appropriate ratings, they will be assigned to the flight.

If there are **no duties** scheduled and the crew are already assigned to a flight, changing aircraft type will remove the crew from this flight. Changing the type of an aircraft back to the previously assigned one, will re-assign the same crew.

Changing an aircraft registration or type in a section Schedule does not result in changing duties (their types and colours) in a section Crew > Duties

Crew days off

In order to properly calculate duties and off-duty days by the system, the roster should be fully filled in. If a crew member has day/days off - the space in the roster should not be left empty but rather "off duty" should be added into the chart.

If you don't add days off to your crew in 'Crew Duties' roster, Leon will display a red bar  8,14(d) or 28(w) - this means that consecutive days off need to be filled out according to OM7 regulation.

01-08-2017 - 25-09-2017	
Days off	Days on
0	9
0	0
0	11
0	6
0	9
1	4

DETAILS:

SIM - Simulator

2

Office - Office Duty

2

STB O - Standby Other

2

Activity without duties

3

Activity with duties

0

Annual days off limit: 3

Checking number of Days on/Days off within selected period of time

There are **3 rules** that can be implemented for the purpose of **days-off calculation**:

- **Rule 1 - default, where day off is one for which there are no flights, with appropriate number of free nights**
- **Rule 2 - day off is one for which there are no flights (Rule 1) and no duties defined in the roster**
- **Rule 3 - day off is one for which there are no flights (Rule 1) and that day is marked as off in the roster**

These options will influence the way days-off are showing on FTL Sheet and Crew Duties screen.

**In orded to choose any other rule but Rule 1, you should contact Leon Software Support.**

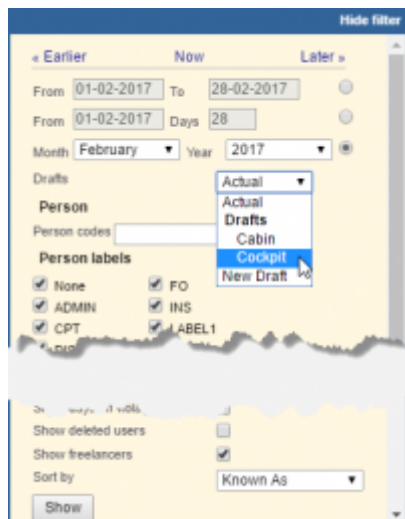
In the roster there are also 2 columns: **Days Off** and **Days On**.

Columns '**Days off**' and '**Days on**' can be a helpful feature in a proportional planning of crew. 'Days off' column displays all duties where type of duty has been specified as 'Off' in a section Settings > Duties Setup, i.e. 'Day off' or 'Leave', or days where no duty has been selected. Column 'Days on' shows all duties assigned in the roster as well as other activities such as: flights, positionings and office duties (added either in SCHEDULE section or in the roster - defined at the bottom of the duties list).

To view number of all the days off & on, first you need to specify the start date in the filter field:  
**Count cumulative duty from.**

By hovering the mouse over the number of either 'Days off' or 'Days on', you will get the precise information as to what types of duties made the total number in these two coulmsns.

## Draft



Dropdown selection with Draft options

In the section Crew > Duties, apart from assigning duties in the live mode, you can now **plan** duties for your crew before publishing it. If a 'Draft' has been planned by one person, it is possible that another Crew Planner will see duties and can continue with the same Plan.

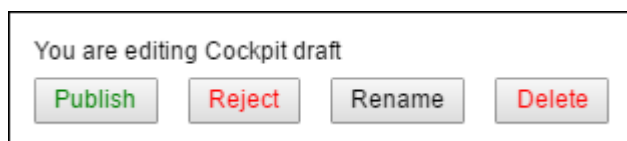
In the filter you can find the drop-down selection where you will see following options:

- **Actual** - actual view for duties already published.
- **Drafts** - if any drafts have been created, they will show underneath in chronological order.
- **New Draft** - Creating New Draft.

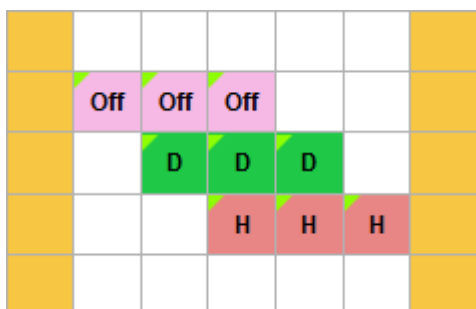
To switch between **Actual**, **Draft**, or to create **New Draft** you have to choose relevant option and click **Show** button. Switching between the modes **does not** mean that all duties assigned before will disappear. They will remain untouched. Below you can see examples of using **Drafts** feature.

### • 1 - Creating New Draft

To create **new planned roster** you need to choose **New Draft** option in the filter and press 'Show' button. A pop-up window will appear, where you can choose a **Draft name** and save the Draft. You will be automatically redirected to the new Draft and the following information will appear in the top left corner of Duties screen:



When adding duties within the Draft on previously unassigned days, everything looks the same as if adding duties in the actual mode. The only difference is that in the top-left corner of the square there is a **green flag**.



If it happens that you have planned a new duty on the day where there was already either flight, positioning or office duty assigned, when you hover the mouse over the square, the pop-up window will appear with the information (see examples below):

**Duty**  
Type: S  
Aircraft type: F900  
Airport: WAW  
From: 06:00 To: 18:00  
Function: CPT

**Flights**

STD	ADEP	ADES	STA	ACFT
06:00	WAW	WAW	18:00	---

**Planned duties**  
Type: Off  
Planned by Thomas Delta (DEL)

**Flights**

STD	ADEP	ADES	STA	ACFT
12:00	WAW	WAW	15:00	---

**Duty**  
Type: D  
Aircraft: B-ARTI  
Function: CPT  
Created 13-01-2014 10:03 by Thomas Delta (DEL)

**Flights**

No flights for this day.

Airport of the last landing: **WAW**

**Duty**  
Type: SIM  
Aircraft type: A319  
Airport: WAW  
From: 08:00 To: 12:00  
Function: CPT

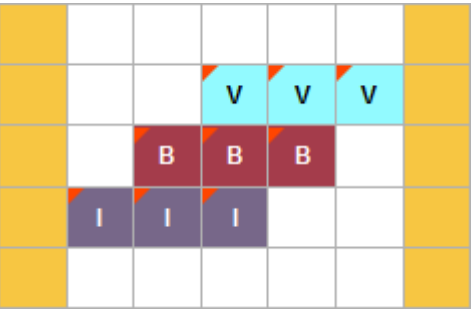
**Planned duties**  
Type: O  
Planned by Thomas Delta (DEL)

**Flights**

STD	ADEP	ADES	STA	ACFT
08:00	WAW	WAW	12:00	---

• 2 - Replacing actual duties with the new planned ones

If you want to **replace** the actual duty with the new one within the Draft, firstly you need to **select a Draft** in the filter and click on 'Show' button. This will allow you to edit the chosen 'Draft'. Then click on the existing square/squares and select new duty from the list previously defined in **Duties Setup** section. In each new duty-square, in the top-left corner there will be a **red flag**.



It is also possible to delete duties from the Draft, which have been added in actual mode - in the same way as normally (mark duties and click on the bottom duty-type).





# Notification emails after changes in the roster



Enabling roster changes notifications to crew

This option can be **particularly helpful** when OPS department makes lots of changes in Crew > Duties section and it is desired that crew members are **informed about any change in their roster** by email. When this function is activated Leon sends emails to people concerned about all new and changed duties.

The option is **enabled** to all crew members by default. When you go to tab **'User settings'** in the profile page of each Leon user, you can find a checkbox automatically ticked. By unticking it you can **disable** sending roster changes emails.

Notes added to the duty are also included in the roster change email notification.

## Actual mode email notifications

- **New duty**

A brand new duty/duties assigned to a crew member appears in bold as defined in Duties Setup page, either with extra details, like: From, To, Airport (for 'Office', 'Training' or 'Contactable' type of duty), or without details (for duty-types defined as 'Duty' or 'Off').

13 (Sun)	
14 (Mon)	Off
15 (Tue)	Off
16 (Wed)	Off
17 (Thu)	<b>PSN (10:00 STN 14:00)</b>
18 (Fri)	<b>PSN (10:00 STN 14:00)</b>
19 (Sat)	Off
20 (Sun)	Off
21 (Mon)	Off
22 (Tue)	Off
23 (Wed)	Off

Type 'Contactable'

12 (Sat)	
13 (Sun)	
14 (Mon)	T (08:00 VKO 16:00)
15 (Tue)	T (08:00 VKO 16:00)
16 (Wed)	T (10:00 VKO 18:00)
17 (Thu)	T (08:00 VKO 16:00)
18 (Fri)	T (11:00 VKO 19:00)
19 (Sat)	
20 (Sun)	
21 (Mon)	

## Type 'Training'

05 (Sat)	
06 (Sun)	
07 (Mon)	O (08:00 AMS 16:00)
08 (Tue)	O (08:00 AMS 16:00)
09 (Wed)	O (08:00 AMS 16:00)
10 (Thu)	O (08:00 AMS 16:00)
11 (Fri)	O (08:00 AMS 16:00)
12 (Sat)	
13 (Sun)	

## Type 'Office'

09 (Wed)	O
10 (Thu)	V
11 (Fri)	V
12 (Sat)	D (M-NOEL)
13 (Sun)	D (M-NOEL)
14 (Mon)	D
15 (Tue)	D
16 (Wed)	T

## Type 'Duty' - acft registration

06 (Sun)	
07 (Mon)	
08 (Tue)	
09 (Wed)	D (E50P)
10 (Thu)	D (E50P)
11 (Fri)	D (E50P)
12 (Sat)	
13 (Sun)	
14 (Mon)	

## Type 'Duty' - acft type

### • Changing duty

If you want to **replace an existing duty with a new one** in the actual mode, in the notification email that change is displayed in the format:

- Duty type 'Duty' or 'Off' - replaced duty → **new duty**
- Duty type 'Office', 'Training' or 'Contactable' - replaced duty → **new duty (start, airport, end)**

08 (Tue)	O	02 (Wed)	H	26 (Sat)	
09 (Wed)	O	03 (Thu)	H	27 (Sun)	
10 (Thu)	O -> V	04 (Fri)	H -> O (09:00 WAW 15:00)	28 (Mon)	S -> D (D-LEON)
11 (Fri)	O -> V	05 (Sat)	H -> O (09:00 WAW 15:00)	29 (Tue)	S -> D (D-LEON)
12 (Sat)		06 (Sun)		30 (Wed)	S
13 (Sun)		07 (Mon)	O	31 (Thu)	S

### Draft email notifications

Sending roster changes emails to recipients whilst making changes within a **Draft** works in a slightly different way. **The notification email is being sent out once the plan is published.** In other words - you can make as many changes as you wish and when the publishing of the Draft is finished, then Leon sends out emails with all changes included to particular crew members (see example below).

Apr-2017	Beth Gabbons
01 (Sat)	
02 (Sun)	
03 (Mon)	
04 (Tue)	AV (00:00 WAW 23:59)
05 (Wed)	AV (00:00 WAW 23:59)
06 (Thu)	AV (00:00 WAW 23:59)
07 (Fri)	AV (00:00 WAW 23:59) -> [new] OFF
08 (Sat)	AV (00:00 WAW 23:59) -> [new] OFF
09 (Sun)	AV (00:00 WAW 23:59) -> [new] OFF
10 (Mon)	
11 (Tue)	[new] AV (00:00 WAW 23:59)
12 (Wed)	[new] AV (00:00 WAW 23:59)
13 (Thu)	[new] AV (00:00 WAW 23:59)
14 (Fri)	[new] AV (00:00 WAW 23:59)
28 (F)	
29 (Sat)	
30 (Sun)	

### Published roster end date line

Plan effective date: 2024-05-01	Plan end date: 2024-05-31
Plan effective date: 2024-05-01	Plan end date: 2024-05-31

Roster publication end line - actual mode and the draft

When you plan crew roster in a **plan mode**, apart from selecting to whom plan should be published, you can also select start & end date.

Once it's published and you're back to **actual mode** you can define the end date of the published roster by using a link **Roster effective date** which you can find right below the month (top-left corner).

If it's not set it shows as 'Roster effective date is not set (set)' with the active link **set**. Click it and select the proper date and Leon will show a blue line across the screen. That is the published roster end date.

If you have any planned duties (but not published yet), Leon shows them right behind the line in the 'Draft'.

You can always change that date - Leon shows the link as 'Roster effective date is DD-MM-YYYY (change)'.

## Copying duties

You can copy existing duties to the same crew member or to other members. It is also possible to add the same duty for one day to all crew members. Below you can find an explanation how this feature works.

Copying duties is possible in both: **Actual** mode and in the **Draft**. It is **not possible** to copy duties between 2 different Drafts or between Draft and Actual mode. Once a duty or set of duties are pasted, Leon will automatically send a Notification email to the person with new duties.

### Copying duties for the same crew member

- mark the existing duty (for as many days as necessary) and click 'copy'

Jack Sparrow	● SPA	OFF	OFF	OFF	OFF	OFF	OFF	OFF	OFF	OFF
Mike Tayson	● MTA									
Anthony X	● ANT									

Copy Duties  
Copy  
Paste  
Add/Edit

- click number of days (squares) for which the duty should get copied and click 'paste'

Jack Sparrow	● SPA									
Mike Tayson	● MTA									
Anthony X	● ANT									

Copy Duties  
Copy  
Paste  
Add/Edit

- copied duty will appear for as many days as marked

Jack Sparrow	● SPA									OFF	OFF	OFF	OFF
--------------	-------	--	--	--	--	--	--	--	--	-----	-----	-----	-----

Copying i.e. 4 days of the existing duty **does not** mean you can't paste it for more than 4 days - you can mark as many days as you want and Leon will copy it accordingly.

### Copying duties for a different crew member

Similar steps should be taken when it comes to copying duties from one crew to another.

- mark existing duty/duties and copy them

John Davis	● JDA	Office	Office	Office	SIM	SIM	
Thomas Delta	● DEL						Copy Duties
Mike Echo	● ECH						Copy
Mark Hotel	● HOT						Paste
							Add/Edit

- select days for which copied duty should get assigned

Phil Anselman	● ANS												
Tom Arayanic	● TAR												Copy Duties
John Davis	● JDA	Office	Office	Office	SIM	SIM							Copy
Thomas Delta	● DEL												Paste
													Add/Edit

- copied duties now appear in the roster

Phil Anselman	● ANS											Office	Office	SIM	SIM
Tom Arayanic	● TAR														
John Davis	● JDA	Office	Office	Office	SIM	SIM									

### Copying the same duty for all crew members

- select a day, click on the ▼ icon and choose a duty which should be added to all crew members

22	23	24	25	26	27
Mon	Tue	Wed	Thu	Fri	Sat
Add to all persons (on 23 Tue)					
Annual Leave (A.L.)					
Day Off (OFF)					
Holiday (H)					
Office Duty (Office)					
Other (OT)					

Cockpit CPT		23	24
		Tue	Wed
Phil Anselman	FO	ANS	OFF
Tom Arayanic	OPS	TAR	OFF
John Davis		JDA	OFF
Thomas Delta	ADMIN	DEL	OFF
Mike Echo		ECH	OFF

Copying duties 'On aircraft' (i.e. D-Duty) is possible only if appropriate ratings have been assigned for particular aircraft type. If you try to copy duty type-rated for a crew members who has no ratings assigned, Leon will leave squares blank and shows an information "Some duties have not been copied due to personal ratings not set for required aircraft"

Copying duties within the 'Draft'

Copying duties within the 'Draft' works similarly to the 'Actual' mode described in the above chapters. The difference is you can copy already added duties along with the planned ones (not yet published), see example below.

- In the filter switch to the 'Draft' of your choice, mark previously added duties along with those you have planned and click 'copy' (planned duties show with the green triangle indication).

Tom Arayanic	OPS	TAR			D	D	D	Office	Office	Office
John Davis		JDA						Copy Duties		
Thomas Delta	ADMIN	DEL						Copy Paste Add/Edit		
Mike Echo		ECH								

- Pasted duties show as planned, despite the fact some of them are already confirmed (published) for a particular crew member.

Tom Arayanic	OPS	TAR			D	D	D	Office	Office	Office			
John Davis		JDA						D	D	D	Office	Office	Office

Copying duties is possible in both: **Actual** mode and in the **Draft**. It is **not possible** to copy duties between 2 different Drafts or between Draft and Actual mode.

**Copying duties 'On aircraft' (i.e. D-Duty) is possible only if appropriate ratings have been assigned for particular aircraft type. If you try to copy duty type-rated for a crew members who has no ratings assigned, Leon will leave squares blank.**

## Duty requests



Accepting crew duty request



Rejecting crew duty request

It is also possible for the crew members to add duty requests to the duty roster (if the right privileges have been defined in the section ).

Duty requests are displayed in red brackets, i.e. (S) and can be accepted by crew planner (mark requested duties and click on the same one in pop-up window, in 'Add/Edit'), or rejected (click on the duty-icon in 'Delete' part of the window).

Crew can also make requests on days where duties have already been assigned. For example, a pilot has been assigned 4 days of training, but wants to have holiday on those days - the pilot can mark days of training in the roster and make a request. In such a case already added duties codes remain black, but are in red brackets.



Crew planner see also the above duties - when hovering the mouse over, Leon shows details of the request as well as details of the existing duty.

<b>Request</b> Type: HOL Duty type: off Created 09-05-2017 08:07 by Michael Echo (ECH)
<b>Duty</b> Type: TR Aircraft type: A319 Airport: WAW From: 00:00 To: 23:59 Duty type: training Included in FTL calculations Created 09-05-2017 08:06 by Bartosz Kamiński (BAK)

Approving a request in the above example works in the same way as described at the beginning of this chapter.

Crew members can also delete requests from duty roster - either one by one, by clicking on the appropriate duty-icon below 'Delete' in the pop-up window, or by marking more than one duty-type and clicking on the 'Requests' icon in the same pop-up window.

As a **crew planner** you can delete crew duty requests in the same way.

From:  
<https://wiki.leonsoftware.com/> - **Leonsoftware Wiki**

Permanent link:  
<https://wiki.leonsoftware.com/leon/duties?rev=1509443786>

Last update: **2017/10/31 09:56**

