


# Fuel

Invalid Link  
Fuel prices uploaded to Leon from fuel file

Tab **FUEL** shows fuel data from uploaded files in section OPS > Fuel Prices. The section is split into 2 parts: ADEP fuel prices & ADES fuel prices.


Each field shows details such as:

- **Fuel supplier**
- **Fuel card**
- **Price per L JET A1**
- **Currency**

You can select which fuel price should appear on **Trip Sheet** document by marking a checkbox (the lowest price appears in tab FUEL in green). You can remove the unwanted fuel prices by clicking 

FUEL INFO			
Airport	Card	Fuel Supplier	Price [per L]
EGGW 02-11-2015	AirBP	Signature Flight Support	0.0837 USD
LOWI 02-11-2015	WORLD FUEL SERVICES	AIR BP-A/BP PRODUCTS NORTH AMERICA INC(BP OIL CO)/	0.9882 USD

It is also possible to add a custom fuel price by clicking '+' next to the airport code - this will open a new field where you need to select fuel supplier, a fuel card, add the price and the currency.

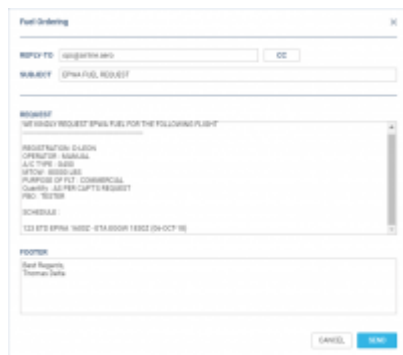
Notes attached in fuel files can be viewed if you hover the mouse over this icon 

## How the fuel prices work

- Fuel prices have to be saved on the flight. This means that after uploading prices or adding a flight, you have to click SAVE in the FUEL tab. **The prices not saved are not kept in the FUEL tab**
- Saved prices freeze when NOW equals STD. After this moment new files uploaded do not update the prices on the flight
- If the price is marked as 'Show on Trip Sheet' and saved on the future flight, new prices or removal of old prices will not override this price
- If the fuel file is deleted in Handling > Fuel Prices, the past flights will not be affected as long as the prices are saved

**If a fuel file contains of two prices: Base price and Total price - Leon will always show only Total price**

## Ordering fuel



**Fuel Ordering**

REPLY TO:  CC

SUBJECT: OPMA FUEL REQUEST

REQUEST: WE WOULD REQUEST OPMA FUEL FOR THE FOLLOWING FLIGHT

PROJECT NUMBER: 010001  
OPERATOR: 000001  
A/C TYPE: B737  
A/C REG: 000001  
PURPOSE OF FLT: COMMERCIAL  
Comments: ALL FUEL CAPTIVE REQUEST  
REQ: TESTER

SCHEDULE:  
123 RTB 01PM 1000Z - 01PM 0000Z 1000Z (24 OCT 00)

FOOTER:  
Send Request:  
Thomas Datto

CANCEL SEND

Fuel request email window

It is possible to send an email with the **Fuel Order** directly from Leon to 3 suppliers: **Success Aviation, Fuel & More** and **AvFuel**.

To order fuel, simply click **ORDER** next to Leon prices in a tab FUEL and a pop-up window will appear with default content where you only need to insert the 'Reply to' email. You can also alter the text within the 'Request' and 'Footer' windows.

Email addresses to the fuel suppliers are inserted by default and they are:

- **AVFUEL** - [Fueldesk@avfuel.com](mailto:Fueldesk@avfuel.com)
- **FUEL AND MORE** - [request@fuel-more.com](mailto:request@fuel-more.com)
- **EUROJET** - [ops@eurojet-service.com](mailto:ops@eurojet-service.com)

You have to insert the above details only once as the next orders will remember the input.

**When ordering fuel through a tab 'FUEL' at the particular airport, Leon will show only legs to/from that airport - not all legs of the trip.**

From:  
<https://wiki.leonsoftware.com/> - **Leonsoftware Wiki**

Permanent link:  
<https://wiki.leonsoftware.com/leon/fuel?rev=1579789349>

Last update: **2020/01/23 14:22**

