

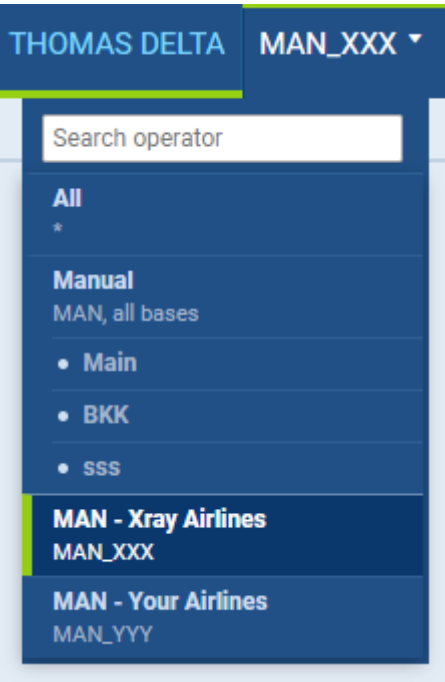
Flight Support

This functionality is available only in the section Flights List and its Checklist.

Leon is also useful for **Flight Support Companies** which provide airlines with such services as:

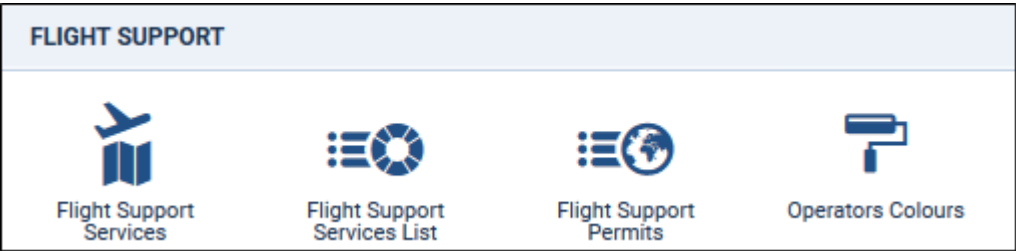
- **Flight & Crew planning**
- **Overflight & Landing permits**
- **Visa & Medical**
- **Fuel**
- **Maintenance**

In Leon you can have as many operators as you need. You can view flights of each one of them or all at once (hoover the mouse over your operator code to see all sub-operators). You can define pricing for each service, select which one was used, print a document and send it to your clients.



Flight Support Services

Go to Settings - at the bottom there is a section **FLIGHT SUPPORT** where there are 4 available sub-sections to be defined (see screenshot below). One of them is **Flight Support Services**.





Defining services

By clicking **New service definition** you will able to add a new service to the list (check the screenshot on the right). Fields which need to be filled in are:

- **No.** - it can be any number from 1 onwards or from 10.
- **Name** - how the new service should appear (in both checklist and on the Billing Sheet document).
- **Price** - the price will appear on the Billing Sheet.
- **Currency** - agreed currency with the client.
- **Status** - each service should be connected to the existing checklist item.

Flight Support Services List



Defining default services




Billing Sheet document

Here you can select the operator from the drop-down list and define default services for chosen operator as well as for each aircraft. Those services will appear automatically in the Checklist > Services > column Ordered Qty as **1**.

If you define different default services for an aircraft (to what's been set up for the operator) - that aircraft registration will be bold.

The screen is divided into 2 sections:

- **Services** - here you can mark '1' for the default service. The price displayed is the one defined in Service Definition page, just like 'Connected status'.
- **Statuses enabled** - grey statuses are those from services table and can not be edited or removed. Additional, editable statuses will be mandatory (they will appear in the Checklist), regardless what services will be active on a given flight - they can be added by clicking the icon 

Defined default 'Services' will be available in the Leon 'Checklist'.

Grey services with the indication **1** are exactly those defined in a section 'Flight Support Services List'. All ordered services need to be marked in both columns in order to get displayed on the billing sheet document.

Checklist	Ops	Brief	Fuel	Pax	Services	Flight watch
Name		Ordered Qty		Done Qty		
CFP Outside Europe		1		1		
Flight Following		1		1		
FPL File and Co-Ord		1		1		
GEN DEC per Sector		1		1		

All services with the indication **1** will appear on the 'Billing Sheet' document which you will be able to produce and send to the client (see an example on the screenshot).

Flight Support Permits

This section allows you to define default **permits** along with the **prices**.

First you need to select a currency. Next you should define a default price for a permit and (additionally) for a short notice permit as well.

Then, when you add ...

TBC

Operator Colours

Flight No.	OPR	D	Date	STD	ADEP	ADES	STA	ALTN	ACFT
111	ZZZ	Fr	04-11	08:00	VKO	GVA	11:00		SW-AAA
222	ZZZ	Fr	04-11	14:00	GVA	VKO	17:00		SW-AAA
GLE1	MAN	Fr	04-11	08:00	GVA	MAN	09:30		G-LEON
GLE2	MAN	Fr	04-11	12:00	MAN	GVA	12:45		G-LEON
432	MAN_XXX	Fr	04-11	14:00	MAN	LTH	16:00		B-CFT
111	ZZZ	Sat	05-11	08:00	VKO	GVA	11:00		OK-LBA
222	ZZZ	Sat	05-11	14:00	GVA	VKO	17:00		OK-LBA
5794	ZZZ	Sat	05-11	12:00	MAN	OPD	15:30		B-ONRE

Operators colours in Flights List

If you have lots of sub-operators and want to see their flights in the Flights List distinguished with different colours, here you can define it. Click on the colour-belt and select it from the palette.

MAN	Manual*	#	22F077
MAN_XXX	MAN - XXX*	#	67C0E9
ZZZ	Demo*	#	FBA3F8

Update

Once it is done in the Flights List section you will see flights displayed with defined operator colours.

Operator colour have priority ovet the aircraft colour defined in a section Settings > Fleet

From:
<https://wiki.leonsoftware.com/> - **Leonsoftware Wiki**

Permanent link:
<https://wiki.leonsoftware.com/leon/settings-flight-support?rev=1478606554>

Last update: **2016/11/08 12:02**

