

# SSIM

SSIM (Standard Schedules Information Manual) is the official set of **standards**, guiding the industry with recommended **practices**, **messaging formats** and **data processing procedures** that are to be used by all IATA member airlines and their business partners for the **exchange** of airline schedules, communication of airport coordination information and minimum connect time data.

SSIM panel in Leon allows to send **ASM** (Adhoc Scheduled Message) messages to **DCS** (Departure Control System) & **PSS** (Passenger Service System) from a section **OPS**. Additionally, it is possible to send **ASM** messages automatically to the **Cargo Management System**.

## CONFIGURATION



SSIM configuration page

The 1st step to make it work is setting up the main SSIM configuration page (see screenshot on the right).

In a field **Send flights** add the number of days for which Leon should send messages (i.e. 10, 20 30, etc...).

Below, mark **flight ICAO Type** and **Trip types** which should be included in sending ASM/DCS messages.

The right-hand part of the page should be filled in with such details, as:




- **Send SSIM/ASM automatically** - mark a checkbox if messages should be sent automatically. ASM messages are sent for the new flights, updated flights (if the new flight was already sent), and deleted flights (if the new/updated flight were already sent)
- **To email/From email** - insert default email addresses.
- **FTP/FTPS** - mark appropriate protocol type.
- **FTP Host/Port/Username/Password** - add your FTP server details.

## SENDING MESSAGES

The 2nd step is sending ASM messages to DCS, PSS & CMS systems from the **checklist** section of the panel OPS.

Each operator has 2 checklist items DCS & PSS available in the Settings > Flight Editing > OPS Checklist Items section. The items are not marked, so either need to be marked to appear on each single flight, or added from 'ADD ITEM' panel of the checklist in OPS section. Once added, they will


appear with the **SEND** button.

DCS	<b>SEND</b>	? 
PSS	<b>SEND</b>	? 
CARGO MANAGEMENT SYSTEM	<b>SEND</b>	? 


## Sending AMS messages to DCS & PSS

By clicking SEND button for DCS or PSS item, Leon shows a new pop-up window, which shows pre-defined message. Leon shows **3** types of messages in formats as on screenshots below (formats are the same for DCS & PSS systems). If no default email address has been added in Settings > SSIM, Leon will show a warning information: "DCS/PSS or 'From' email is not set".

**1. NEW - Insertion of New Flight Information** - displayed when sending ASM message for the new flight.

Send ASM message to DCS system 

**ACTION**

NEW - Insertion of New Flight Information 

**TO EMAIL**

dcx@test.aero

**FROM EMAIL**

ops@man.aero

ASM  
03JUL42579E001  
NEW  
X0567/03JUL20  
J GJ4 EX123 DLEON  
LTN1000 WAW1230

CANCEL

SEND

**2. RPL - Replacement of Existing Flight Information** - displayed when re-sending ASM message to DCS.

### Send ASM message to DCS system

ACTION

RPL - Replacement of Existing Flight Information

TO EMAIL

dc@test.aero

FROM EMAIL

ops@man.aero

ASM  
03JUL43169E001  
RPL  
X0567/03JUL20  
J GJ4 EX123 DLEON  
LTN1000 WAW1230

CANCEL

SEND

### 3. CNL - Cancellation - displayed when a flight has been deleted.

### Send ASM message to DCS system

ACTION

CNL - Cancellation

TO EMAIL

dc@test.aero

FROM EMAIL

ops@man.aero

ASM  
03JUL43258E001  
CNL  
X0123/03JUL20

CANCEL

SEND

Once ASM message has been sent out, Leon will change the checklist item's status **automatically** to 'Sent'. If the schedule was changed or a flight has been deleted, the DCS or PSS item's status will turn to '?'

## SSIM files auto-sending

It is possible to set up an **auto-sending** of SSIM files to DCS,PSS and/or CMS after each schedule change of the **published flights**, in a panel **SCHED**.

In a section SSIM of Settings panel there are 2 checkboxes: 'Send SSIM automatically' & 'Send ASM automatically', which need to be marked for auto-sending of files.

Send SSIM automatically	<input type="checkbox"/>
Send ASM automatically	<input type="checkbox"/>

There are **details** which need to be added to Leon to make it work:

- **Operator IATA code** - defined in General Settings.
- **Aircraft IATA code** - defined by Leon Support Team.
- **Virtual aircraft IATA code** - defined by Leon Support Team.
- **Passenger Reservations Booking Designator (PRBD)** - defined in an aircraft profile, tab Sales and in Virtual aircraft profile.

If any of the above details are missing, Leon will show a warning:

**Error** ✕

- Some fleet aircraft missing IATA code: Z-XYWV, C-DEMOE, SP-PPS, H-LEON, LEON01, OKGLX, SP-ERM, D-INKY, D-INKY, SALESS
- Some fleet aircraft missing Passenger Reservations Booking Designator (PRBD): Z-XYWV, F-GHIJ, X-COM1, D-OORS, 9H-VVB, C-
- Some virtual fleet aircraft missing IATA code: ABCDE

If all is set up correctly and the schedule was changed in a section SCHED (Aircraft, Flight number, STD, STA, ADEP/ADES), Leon will automatically send updated SSIM file to DCS, PSS and/or CMS.

If something has not been configured correctly, Leon will send a warning in SCHED panel and an email defined in SSIM configuration ('From email') with the explanation, what exactly needs to be corrected (see example below).

**Leon Software** <do-not-reply@leonsoftware.com>

...

Dear Sir or Madam,

Automatic sending of SSIM message has been disabled due to errors occurred while generating the message.

List of errors:  
Error on flight: ffff 15 Aug 12:00 WAW-AMS 15 Aug 14:00. Wrong Flight No: FFFFF

Please correct the above mentioned errors in the SCHED and reinstate the automatic sending in Admin > SSIM.  
Should you have any further questions do not hesitate to contact Leon Support Team at [sup...@leonsoftware.com](mailto:support@leonsoftware.com)

From:  
<https://wiki.leonsoftware.com/> - **Leonsoftware Wiki**

Permanent link:  
<https://wiki.leonsoftware.com/leon/ssim?rev=1642103784>

Last update: **2022/01/13 19:56**



