


Work Schedule

Work Schedule section can be used by both OPS as well as Crew to view assigned duties - past, current and future ones.

The screen shows assigned flights, positionings, office duties, standby duties, trainings - including duties added in Crew Duties section, such as: holiday, day off, sick, etc...

In the filter you need to select a person and a period of time. Additionally, you can set times to be displayed in UTC, Base LT (defined in Crew profile) or LT (local time of ADEP & ADES). You can also show aircraft registration right below aircraft type or show crew on PAD position.





Time	Flight	Positioning	Office	Standby	Training	Other
08:00	1000000	1000	1000	1000	1000	1000
09:00	1000000	1000	1000	1000	1000	1000
10:00	1000000	1000	1000	1000	1000	1000
11:00	1000000	1000	1000	1000	1000	1000
12:00	1000000	1000	1000	1000	1000	1000
13:00	1000000	1000	1000	1000	1000	1000
14:00	1000000	1000	1000	1000	1000	1000
15:00	1000000	1000	1000	1000	1000	1000
16:00	1000000	1000	1000	1000	1000	1000
17:00	1000000	1000	1000	1000	1000	1000
18:00	1000000	1000	1000	1000	1000	1000
19:00	1000000	1000	1000	1000	1000	1000
20:00	1000000	1000	1000	1000	1000	1000
21:00	1000000	1000	1000	1000	1000	1000
22:00	1000000	1000	1000	1000	1000	1000
23:00	1000000	1000	1000	1000	1000	1000
24:00	1000000	1000	1000	1000	1000	1000

Work Schedule - a spreadsheet with all assigned flights, positionings and roster duties to selected crew member

The screen shows data such as:

- **Crew code/name & period of time** - on top of the page
- **Day of the week**
- **Aircraft type/registration**
- **Check In** - reporting time before duty
- **Duty description** - duty type, schedule, airport codes
- **Check Out** - reporting time after duty
- **Function** - CPT, FO, etc...
- **Crew** - all assigned crew codes
- **Block/CMT** - block time/commercial time (which can be inserted to the Journey Log) - an option to view CMT in **decimal** is available to be switched on in the filter.

At the bottom you can find summary of the block time done by a particular crew member:

Total	 26:00 / 00:00
	 10:00 / 00:00

The screen can be exported to PDF file, but it is also possible to click on **All to PDF** in the filter - it means that all crew members would get exported to PDF.

From:

<https://wiki.leonsoftware.com/> - **Leonsoftware Wiki**

Permanent link:

<https://wiki.leonsoftware.com/leon/work-schedule?rev=1569572286>

Last update: **2019/09/27 08:18**

