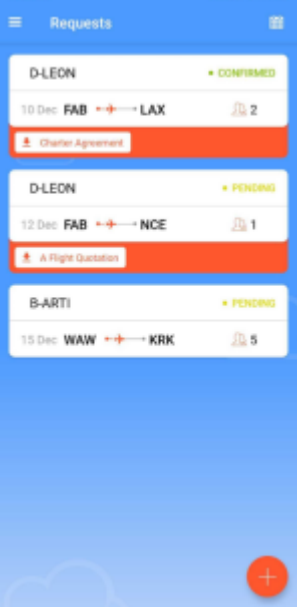


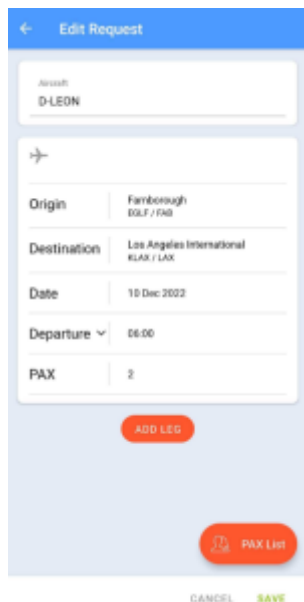
# Owner Mobile app



Owner app logging in window



Owner app list of Flight Requests




### Owner app Flight Request edition

Leon **Owner mobile app** has been created for the aircraft owners, for quick & smooth adding, viewing and editing of the owner **Flight Requests**.

The app can be downloaded for **free** and is available for **iOS** and **Android** device users. In the App store type in **Leon Owner** in the search box and install the application.

In order to use Owner app, user must be selected as the aircraft owner in a section Settings > Fleet, tab Sales.

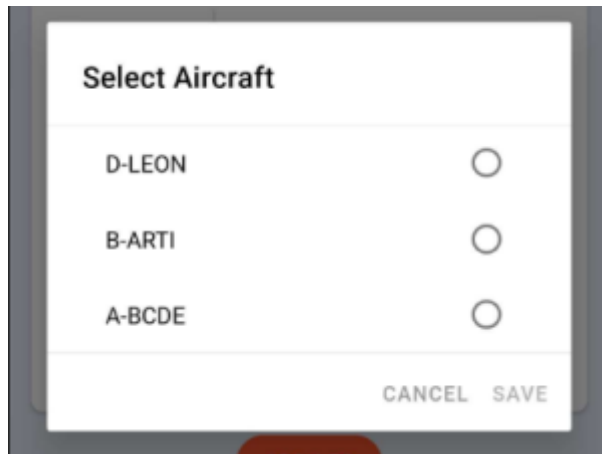
Once the app has been downloaded, click on the  icon and a logging in window will show - enter your login & password (the same you use for Leon web-version).

Right after logging in Leon will show all **Flight Requests** added for the aircraft of the owner as well as for any other tails made available for the owner in the panel [Privileges](#) (a setting 'Owner app' must be switched to EDIT in a tab Details). Tap on the particular Flight Request and the window will expand - times will also show as (UTC + hh:mm) and ADEP & ADES city and name will get displayed.

To add a **new Flight Request** click the icon  and Leon will show a new window, to be filled in.

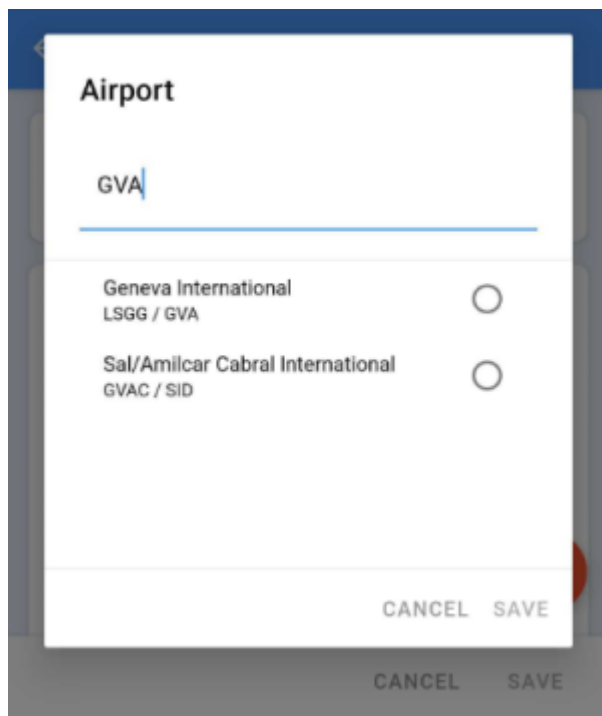
## Aircraft

The app will show your aircraft in **Select Aircraft** section.



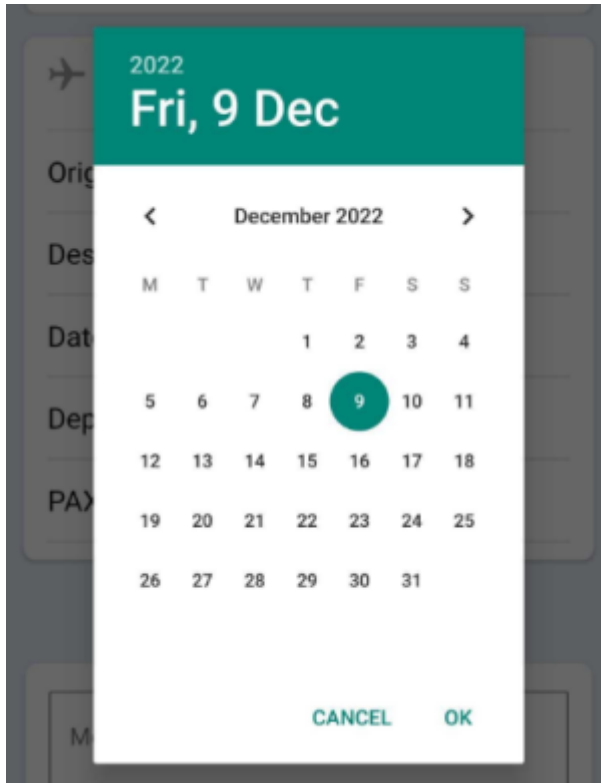
## ADEP & ADES

Type an airport code for airport of departure & airport of destination and the app will show suggestion. Click the airport and press OK.



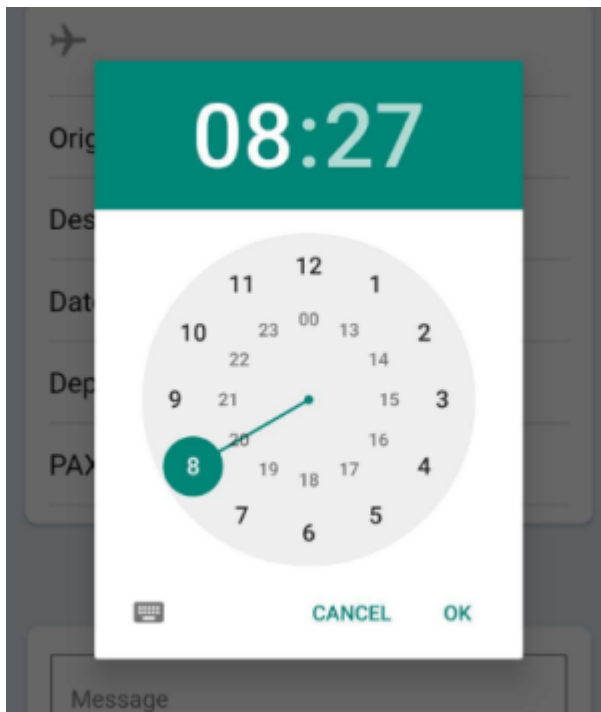
## Date

Tap this field and select the date from the calendar.



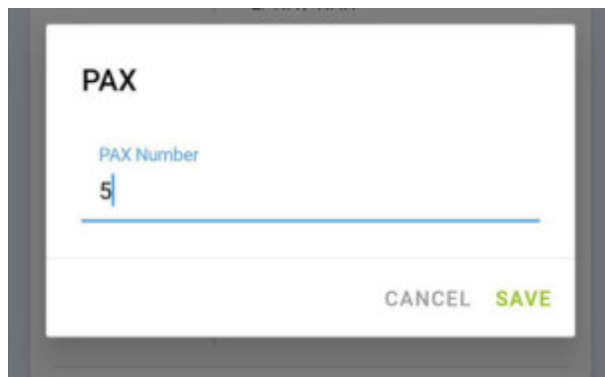
## Departure & Arrival

Click these fields to add departure & arrival times.



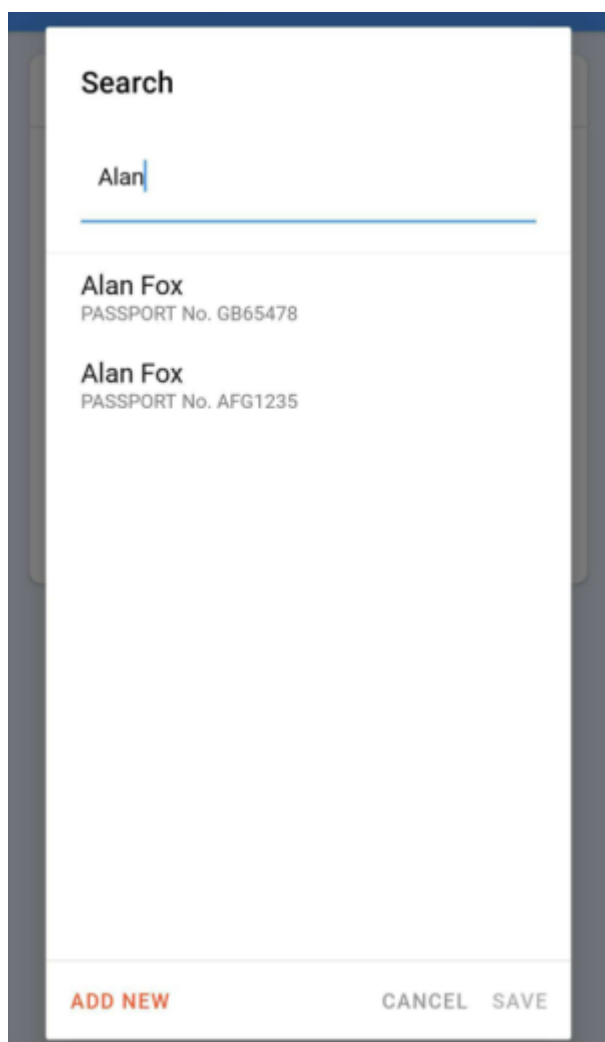
## PAX

Tap this field to enter **PAX number**.



## PAX List


Click this field to define PAX in the request. Search for a particular passenger using name or surname. In case when a few travel documents are added to the PAX profile document details will be visible under the name of the PAX. If the PAX is not visible please click **ADD NEW**.



Once all details are inserted, click SAVE - the app will show an information: **Successfully saved - tap to dismiss**.

**All added Flight Requests in Owner mobile app will automatically show in the [Requests/Quotes](#) panel with the indication:**

| [Leon Owner App](#) in a column 'Updated'. |

In order to **edit** any of the Flight Requests click on it. To delete a Flight Request click **ADD LEG** and then  icon.

From:

<https://wiki.leonsoftware.com/> - **Leonsoftware Wiki**

Permanent link:

<https://wiki.leonsoftware.com/owner-app/start>

Last update: **2022/12/14 19:07**

