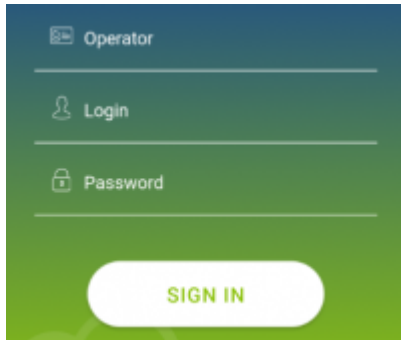


SALES MOBILE APP



Sales app logging in page

Leon **SALES MOBILE APP** has been created for smooth & fast managing of your BizAv sales.

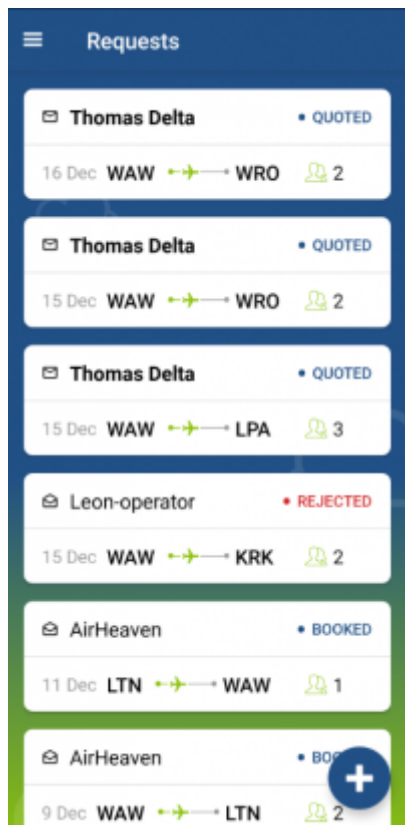
The app can be downloaded for **free** and is available for **iOS** and **Android** device users. In the App store type in 'Leon Sales' in the search box and install the application.

In order to use Sales app, user must be given an access in Leon 'Privileges' panel as per below screenshot.



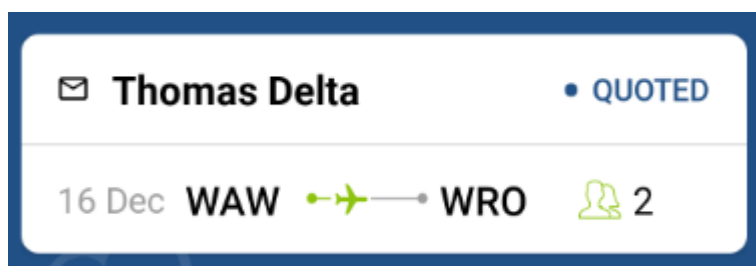
Logging in credentials are **the same** as for the web-version of Leon.

Editing quotes

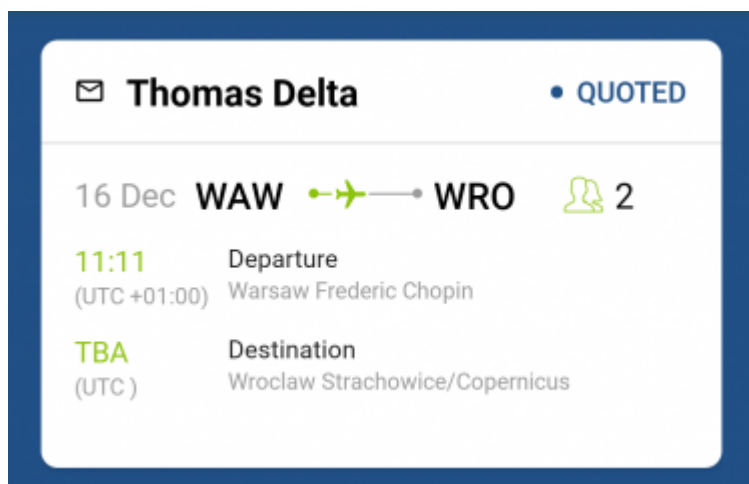


The list of quotes

Once the user has logged in, he can see the list of quotes. Each quote shows such details as: client's name & surname, quote's status, date, route and PAX number.



By clicking on the upper part of the tile, Leon will also show quote's schedule and airport names.



Clicking on the lower part of the tile transfers to a page where there are more details displayed, such as: name & surname of the client's representative (if selected when adding a quote) and assignee's details.

From:

<https://wiki.leonsoftware.com/> - **Leonsoftware Wiki**

Permanent link:

<https://wiki.leonsoftware.com/sales-app/start?rev=1608030107>

Last update: **2020/12/15 11:01**

