

# Crew Panel

The following changes have been introduced in Crew Panel section:

Multiple crew assign

## 1. Assigning multiple crew members to one duty.

In order to assign multiple crew members you need to:

1. Right click on a given day in the 'Crew' part of the page.
2. Select 'ADD DUTY' and choose any particular duty.
3. In a pop-up window select crew members you wish to assign this duty to.
4. Click 'ADD' button to save changes.





## 2. Changes to flight colours

In the flights part of the page the colours of flights are as follow:

- **GREEN** - flight fully assigned
- **LIGHT GREEN** - ferry flight assigned
- **ORANGE** - flight partially assigned
- **RED** - flight unassigned

## 3. Changes to duty colours

The duty colours have been standardized depending on duty type:

-  - Duty type - OFF
-  - Duty type - Standby
-  - Duty type - Training
-  - Duty type - Duty

From:  
<https://wiki.leonsoftware.com/> - **Leonsoftware Wiki**

Permanent link:  
<https://wiki.leonsoftware.com/updates/crew-panel-new-functionalities-in-the-crew-panel-section>

Last update: **2018/11/27 11:10**

