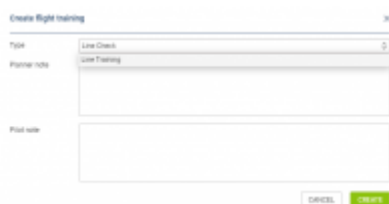


CREW TIMELINE - LINE TRAINING





Flight Training Window

New option to record flights as **line training** and **line check** has been added to Crew Timeline section.

If you select a particular flight, or several flights, with the right click of the mouse, from the drop down context menu you can select **Add Training** option.

Once selected a **Create flight training** pop-up window will open up. In the window under Type, from the drop down menu, it is possible to mark the flight as training by selecting either **Line Check** or **Line Training**. In the same pop up window it is also possible to add Planner or Pilot notes. At this moment the notes do not show anywhere within the page - this will get developed in later stages.

Line Training will mark the flight with a yellow symbol in the top left corner of the selected sector or series of sectors 

Line Check option will mark the flight with a purple symbol in the same place 

Once the training is added, an option to Edit Training is possible when right clicking on the flight.

From:
<https://wiki.leonsoftware.com/> - **Leonsoftware Wiki**

Permanent link:
<https://wiki.leonsoftware.com/updates/crew-timeline-line-training>

Last update: **2021/03/29 06:33**

