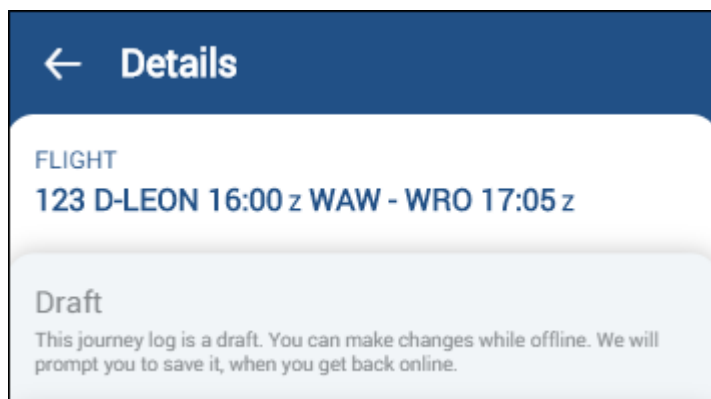


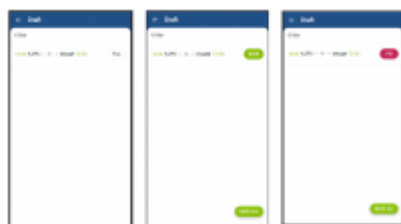
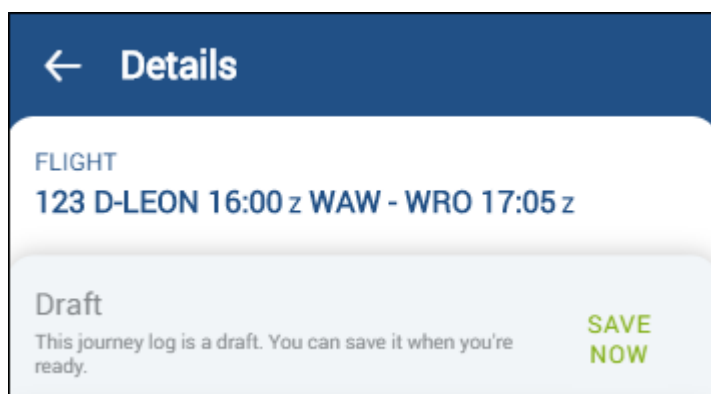
Adding Journey Log in offline mode

It is possible to add Journey Log data in **offline** mode, in Leon mobile application.

When switching to offline mode, Leon shows an information 'Data not available in offline mode', however, you can still access **Journey Log** panel of the mobile app. Click it and Leon will show JL panel, with the information, that it is a **DRAFT**.

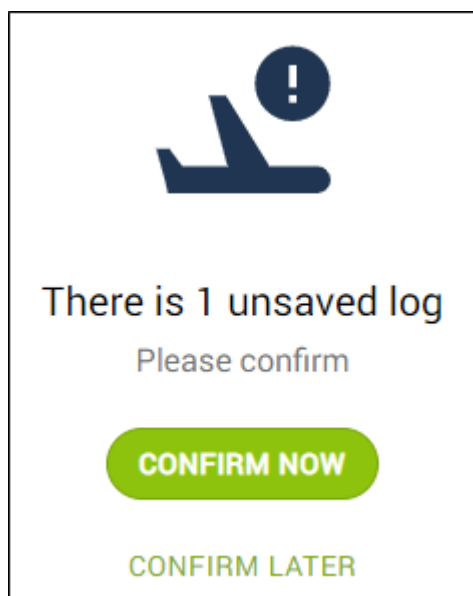



All changes will need to be saved when the device is **back to online** mode - Leon will show a button **SAVE NOW**.



Journey Log draft

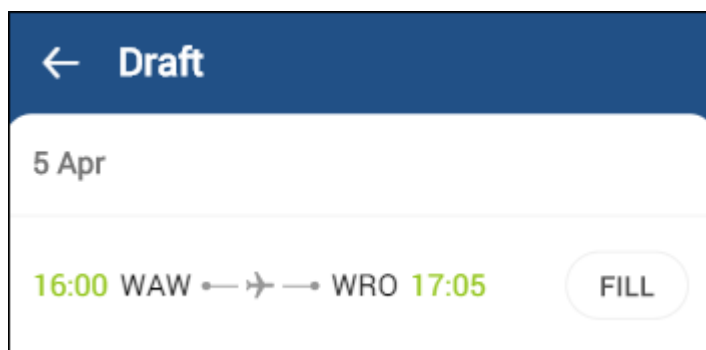
When logging in to mobile application, Leon will shows a **reminder** if there is a JL draft unsaved. By clicking 'Confirm now' Leon will show draft to be saved or to be fixed (see screenshot on the right to see 3 states of the draft: Fill, Save and Fix)



Pilots can also check if there is any **JL Draft** pending to be saved by clicking  icon and selecting



In a new window Leon shows details of the JL Draft along with the option to **FILL** in all remaining JL details.



From: <https://wiki.leonsoftware.com/> - Leonsoftware Wiki

Permanent link: <https://wiki.leonsoftware.com/updates/mobile-app-adding-journey-log-in-offline-mode-is-now-possible?rev=1586526440>

Last update: 2020/04/10 13:47

