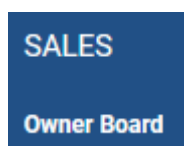


Owner Board



Owner Board is the new calendar-like view available to the **Owners of the aircraft**.

This view allows the Owners to see any flights/quotes performed on their aircraft.

In Leon, the Owner has to be:

- added in Leon as a User
- marked as a Client
- assigned as an owner of the aircraft in the Fleet section > tab 'Sales'

10 days Jul 2 - 11, 2021		← TODAY →
	D-LEON GLF4	
2 Jul Fri	09:00 (ETD: 09:30) WAW → VKO Warsaw → Moscow	11:33
	i CPT: XRA FO: MUS FA: ---	
	PAX: 2	
	✈ EXCEL HANDLING SP: Z O.O.	Requested
	✈ VIPPORT VNUKOVO-3	Untouched
	✈ Overflight Permits	?
	✈ Landing Permits DETAILS	Requested
	✈ SLOT ADEP	Confirmed
3 Jul Sat	09:00 VKO → DXB Moscow → Dubai	13:50
	i CPT: --- FO: --- FA: ---	
	PAX: 2	
	✈ VIPPORT VNUKOVO-3	Confirmed
	✈ JETEX OPERATIONS CONTROL	Untouched
	✈ Overflight Permits	Untouched
	✈ Landing Permits	Untouched
	✈ SLOT ADEP	Untouched
	✈ SLOT ADES	Untouched

Owner Board

Owner Board can be **activated in the 'Privileges'** section, by switchin the **Owner Board** privilege to **VIEW** status.


At the top of the 'Owner Board' view, it is possible to select the **timeframe**. The timeframe can be selected as a 'from - to' date range or as one of the predefined periods, e.g. '-60,now,+60', 'Last 30 days', etc.

The main view is presented as a calendar with a vertical layout (the date on the left-hand side and the aircraft registration at the top).

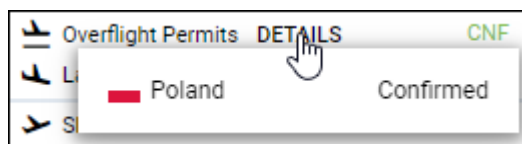
FLIGHTS

The flights are presented as tiles with the following information:

- **Schedule details** including:
 - **STA** and **STD**. If **ETA** and **ETD** are inserted in the **Flight Watch** they will appear in brackets (as per the below screenshot). If **BLOFF**, **T/O**, **LDG**, and **BLON** are inserted either in the **FW** or a **JL**, then they will replace the scheduled times



- **Departure and Arrival airports** - both airport code and the city name
- **Crew details** - position and the crew code
- **Handler details** - names of handlers and checklist statuses
- **Permits** - 'Overflight Permits' and 'Landing Permits' checklist statuses. Once the details of the permit are inserted, the **DETAILS** link will appear next to the label. Clicking on the **DETAILS**, a pop-up appears containing name of the Country and the status of the checklist item



- **Slots** - 'Slot ADEP' and 'Slot ADES' checklist statuses

If there are more flights scheduled during one day, they are available upon clicking on the ... located below the first flight of the day.

From:
<https://wiki.leonsoftware.com/> - **Leonsoftware Wiki**

Permanent link:
<https://wiki.leonsoftware.com/updates/owner-board-a-new-functionality-introduced>

Last update: **2021/09/24 11:57**

