

Uploading Airport Charges to the Quote



'Airport Charges' synchronisation example

It is possible to download the Airport Charges directly to the quote.

In order to **download the Airport Charges' to quotation**, the below steps have to be performed:

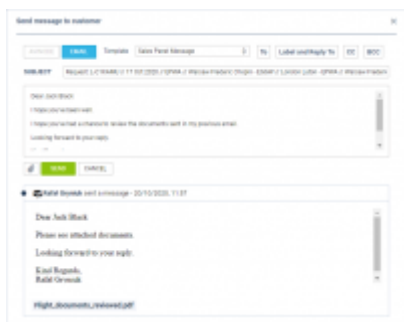
1. Make sure that the integration with 'Airport Charges' is active
2. Add 'Landing Fee' item to the quote. The 'Airport Charges' are assigned to this item and

recalculate upon clicking on  icon. As you can see in the screenshot, the total value is a sum of the 'Origin' and 'Destination Charges' and clicking on the arrow next to the 'Landing Fee' will provide you with the breakdown per airport

If 'Landing Fees' item is included in the Aircraft Fees, the quote will initially calculate the fees based on the default price list unless the 'Airport Charges' option is selected. In this case, the default price will be updated based on the 'Airport Charges' and will overwrite the default one.

If the integration is **not active**, the 'Airport Charges' icon by 'Landing fees' item will still show but will be disabled.

'SEND MESSAGE TO CUSTOMER' option



Send Message to Customer option

It is possible to send a message to the Client directly from the 'Requests/Quotes' list.

In order to do that, click with the right-click of a mouse on the request of choice and select **SEND MESSAGE TO CUSTOMER** option from the pop-up menu.

'SEND MESSAGE TO CUSTOMER' window will open where you can:

- select email template from available 'Sales Messages' templates
- attach documents

If the quote comes from **Avinode**, 'AVINODE' button will be active which will allow sending messages directly to the Avinode chat.

History of correspondence will display below the current message.

Accepting Avinode requests

Accept quote?

X

☐ SBA-45952
 ☒ SBC-59552

Please confirm you want to submit following quote

ACCOUNT: SBC-59552

History

EPH6 - EPH6	21 Oct 2020 09:00	21 Oct 2020 10:40	2 PAX
BDH6 - EPH6	21 Oct 2020 17:00	21 Oct 2020 18:10	2 PAX




Price: 1425 EUR

additional accept message

Please use the document attached with the accepted price

Requester
Thomas

ATTACHMENTS

Flight quotation (SBC)    **UPLOAD FILES**

By uploading a file here you are uploading it to the system

☒ flight_documents\univised.pdf

☐ Back to Requests/Quotes

Option to send acceptance to Avinode

[illegible]

Response and correspondance in Avinode

To accept the quote that comes from Avinode, you need to:

- Edit the Avinode quote
- Select 'QUOTE' button in the request edit window
- In the 'Accept quote?' window you can:
 - Select the aircraft(s) for which you would like to send the response back to Avinode
 - Insert the additional message, which will appear in Avinode
 - Select the attachments that you'd like to send to Avinode. This can be the document template or additional pdf file(s) uploaded to this email
- Press 'SEND' button to accept the quote in Avinode

Once the email is sent, the request status will change to 'Accepted'.

Message and files attached will appear in Avinode Marketplace.

It is also possible to add Leon quote by selecting 'ADD QUOTE' button. In this case, Leon would recalculate the quote based on the pricelists assigned to this aircraft in Settings > Fleet > Sales tab.

The updated amount would be sent to Avinode.

From:

<https://wiki.leonsoftware.com/> - Leonsoftware Wiki

Permanent link:

<https://wiki.leonsoftware.com/updates/requests-quotes-we-have-added-new-features-including-airport-charges-synchronisation-with-the-quote?rev=1603280111>

Last update:

2020/10/21 11:35

